





The Zehnder LST brings a safe, attractive heating solution to applications where hot radiant surfaces are undesirable.

The high quality, robust casing and slim lines ensure the Zehnder LST blends into any environment, heating efficiently whilst remaining safe to touch. With its ease of installation and front access for cleaning and maintenance, the Zehnder LST is an automatic choice for specifiers.

With the ability to conform to all relevant NHS guidelines and tested to current EN442 requirements, the Zehnder LST is suitable for hospitals, special care centres, schools, sheltered housing and nursing homes.

Casing information	4
Emitter information	5
CKM	6
CPM	14
COM	22
CPV	30
Casing options	34


Zehnder LST casing information




CKM



CPM



COM



CPV

Additional casing models are also available upon request. Technical data sheets for additional models can be downloaded from our website www.zehnder.co.uk

Construction

- 70x8 mm flat oval steel tube
- Solid steel side panels
- Grilles 19x9 mm flat oval tube steel with 8 mm gap between the bars
- Average tolerance to total length/height is +/- 2mm per metre

Depth

3 depths of horizontal casings are available to suit Zehnder Nova panel emitters:

Type 11 105 mm (for NHL)

Type 16 156 mm (for NLHL)

Type 23 224 mm (for NLHLLHLS)

2 depths of vertical casings are available to suit Zehnder RZ column emitters:

Type 18 173 mm (for RZ 1000)

Type 23 224 mm (for RZ 2000)

Heights

Constructed from 70mm flat tubes Casings are available in heights from 283 to 851 mm (4 – 12 flat tubes) (excluding grilles)
Front facing grilles are 110 mm (6 bars) in height.

Lengths

Casings are available in lengths from 700 mm to 3000 mm in 100 mm increments.
Standard casing supply:
length of emitter + 300 mm

Finish

Standard finish is RAL9016 (white)
Standard colours from Zehnder colour chart are available.
Slight variations in comparison with the original RAL or NCS colours are possible, due to varying glazes and production techniques.

Assembly

The Zehnder LST casing is simple and quick to assemble. Installation instructions are included with the casing and can also be downloaded from our website www.zehnder.co.uk

Cleaning

Periodical cleaning of the Zehnder LST is simple; the top grille/cover plate and front casing can be removed to gain access to all surfaces, by undoing the quick release nuts.

Special configurations (extra cost)
In addition to the standard selection, we are also able to design technical solutions for special applications.

Please contact your Area Sales Manager for information and assistance.

- Cut outs to side panels
- TRV Holes
- Side panel access flap and top grille access flap
- Front facing TRV access hole and side panel TRV access hole
- Wall to wall panels (intermediate length). Please allow a minimum of 5 mm shadow gap at each end
- Anti-ligature grille options
- High security options
- Extra heights from 922 mm to 1206 mm (13 - 17 Flat tubes) (excluding 110 mm grilles)
- Special types (Double sided)

NHS guidelines

Unless specified FULLY compliant, the surface temperature of the front and side casings for the models listed within the brochure are compliant to NHS guidelines. The grille temperature for these models may exceed 43°C dependant on operational factors.

Technical data

Further technical information for each LST casing model can be downloaded from our website www.zehnder.co.uk

Attention: Ensure that suitable transportation and labour is available! Large and heavy cases may be difficult to handle on site.

Zehnder LST emitter information




NHL




NLHL



NLHLLHLS



RZ 1000



RZ 2000

Zehnder LST Emitters for horizontal casings

Standard Zehnder Nova panel radiators RAL9016. 70x8 mm flat oval tube with a gap of 1 mm between the tubes.

Test pressures

Standard 6.0 bar
High pressure (price supplement) 13.0 bar

Operating pressures (EN 442)

Standard max 4.6 bar
High pressure (price supplement) max 10.0 bar
Operating temperature max 120°C

Models NHL, NLHL, NLHLLHLS

- Heights: 1-12 tubes/70-851 mm
- Max. length: 2700 mm (longer by simple coupling arrangement)
- Minimum length: 400 mm
- Standard wall mounting brackets included
- Wide range of pipework connections available

For more information see main Zehnder Nova technical catalogue.

Zehnder LST Emitters for vertical casings

Standard Zehnder RZ column radiators RAL9016. 70x8 mm flat oval tube with Ø30mm collector headers.

Test pressures

Standard 6.0 bar
High pressure (price supplement) 13.0 bar

Operating pressures (EN 442)

Standard max 4.5 bar
High pressure (price supplement) max 10.0 bar
Operating temperature max 120°C

Models RZ 1000, RZ 2000

- Heights: 1000-2000 mm
- Max. length: 22 sections (880mm with section spacing of 40mm)
- Minimum length: 7 sections (280mm with section spacing of 40mm)
- Standard wall mounting brackets included
- Wide range of pipework connections available


For more information see main Zehnder RZ technical catalogue.

Zehnder LST coding explained

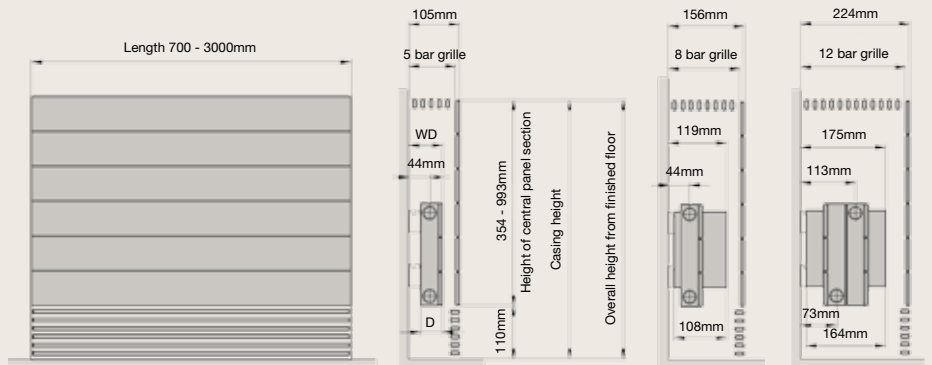
Code	Product	Casing Style	Depth	Height of Central Panel Section	Casing Length	Overall Casing Height (central panel section + grilles + extra panels + top shelf)
LST - CKM - 11/35	LST	CKM	11	35	1000	464
Detailed explanation:			105mm	354mm	1000mm	Central panel section: 354mm + 110mm Grille = 464mm
LST - CPM - 16/35	LST	CPM	16	35	1000	589
Detailed explanation:			156mm	354mm	1000mm	Central panel section: 354mm + (2x 110mm Grilles) + 15mm top shelf = 589mm
LST - COM - 23/35	LST	COM	23	35	1000	659
Detailed explanation:			224mm	354mm	1000mm	Central panel section: 354mm + (2x 110mm Grilles) + 70mm panel + 15mm top shelf = 659mm

**Zehnder LST
CKM model**



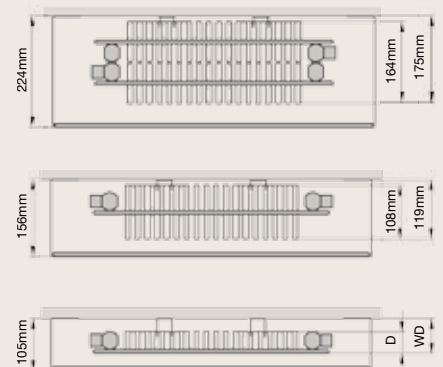



Model Code	Overall Height from floor (mm)	Panel Height (excluding grille)	
		N° of flat tubes	Height (mm)
LST - CKM - _/_/35	464	5	354
LST - CKM - _/_/42	535	6	425
LST - CKM - _/_/49	606	7	496
LST - CKM - _/_/56	677	8	567
LST - CKM - _/_/63	748	9	638
LST - CKM - _/_/70	819	10	709
LST - CKM - _/_/77	890	11	780
LST - CKM - _/_/84	961	12	851
LST - CKM - _/_/91	1032	13	922
LST - CKM - _/_/98	1103	14	993






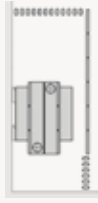
NHL emitter height 70 - 283mm
D = 45mm WD = 70mm

NHL emitter height 354 - 851mm
D = 60mm WD = 69mm






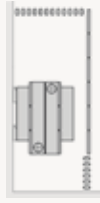
LST - CKM

Heat emission/technical data per 1000mm of emitter


Model LST - CKM			CKM - 11			CKM - 16			CKM - 23		
											
Case Depth (mm)			105			156			224		
Case Height (mm)	Emitter Height		50K	56K	60K	50K	56K	60K	50K	56K	60K
	mm	tubes									
464	141	2	345	395	431	528	605	660	943	1080	1178
	212	3	457	524	571	665	762	831	1164	1334	1454
	283*	4	560	642	700	807	925	1008	1400	1604	1749
535	141	2	350	401	437	533	611	666	950	1090	1187
	212	3	463	530	578	673	771	841	1172	1343	1464
	283	4	565	647	706	816	935	1019	1409	1614	1760
	354	5	753	863	941	938	1075	1172	1656	1897	2069
606	141	2	355	407	443	539	618	673	957	1096	1195
	212	3	469	537	586	680	779	849	1180	1352	1474
	283	4	570	653	712	825	945	1031	1418	1652	1771
	354*	5	760	871	949	948	1086	1184	1664	1906	2079
	425	6	893	1023	1115	1100	1260	1374	1864	2136	2328
677	141	2	360	412	450	545	624	681	964	1104	1204
	212	3	473	542	591	687	787	858	1188	1361	1484
	283	4	575	659	718	834	955	1042	1427	1635	1783
	354	5	767	879	958	958	1098	1197	1672	1916	2089
	425	6	900	1031	1124	1110	1272	1387	1875	2148	2342
	496*	7	1047	1200	1308	1230	1409	1536	2134	2445	2666
748	141	2	365	418	456	550	630	687	972	1114	1214
	212	3	480	550	600	695	796	868	1197	1371	1495
	283	4	580	664	724	843	966	1053	1436	1645	1794
	354	5	774	887	967	968	1109	1209	1680	1925	2099
	425	6	909	1041	1135	1120	1283	1399	1887	2162	2357
	496	7	1056	1210	1319	1240	1421	1549	2142	2454	2676
	567	8	1154	1322	1442	1330	1524	1661	2295	2629	2867
819	141	2	370	424	462	556	637	695	982	1125	1227
	212	3	486	557	607	702	804	877	1205	1381	1505
	283	4	585	670	731	853	977	1066	1445	1656	1805
	354	5	781	895	976	978	1121	1222	1688	1934	2109
	425	6	917	1051	1145	1130	1295	1411	1895	2171	2367
	496	7	1065	1220	1330	1250	1432	1561	2150	2463	2686
	567	8	1167	1337	1458	1344	1540	1679	2320	2658	2898

LST - CKM

Heat emission/technical data per 1000mm of emitter




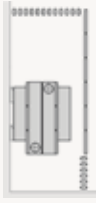
Model LST - CKM			CKM - 11			CKM - 16			CKM - 23		
											
Case Depth (mm)			105			156			224		
Case Height (mm)	Emitter Height		50K	56K	60K	50K	56K	60K	50K	56K	60K
	mm	tubes									
890	141	2	375	430	468	562	644	702	992	1137	1239
	212	3	492	564	615	710	813	887	1220	1398	1524
	283	4	590	676	737	862	988	1077	1453	1665	1815
	354	5	788	903	984	988	1133	1234	1697	1944	2120
	425	6	925	1060	1155	1140	1306	1424	1903	2180	2377
	496	7	1074	1230	1342	1260	1444	1574	2158	2472	2696
	567	8	1180	1352	1474	1358	1556	1696	2345	2687	2929
961	141	2	380	435	475	568	651	710	1002	1148	1252
	212	3	498	571	622	718	823	897	1235	1415	1543
	283	4	598	685	747	872	999	1089	1471	1685	1837
	354	5	795	911	993	998	1143	1247	1705	1953	2130
	425	6	932	1068	1164	1150	1318	1437	1912	2191	2388
	496	7	1083	1241	1353	1270	1455	1586	2165	2480	2704
	567	8	1193	1367	1490	1372	1572	1714	2370	2722	2960
1032	141	2	385	441	481	574	658	717	1012	1159	1264
	212	3	504	577	630	726	832	907	1250	1432	1561
	283	4	606	694	757	882	1010	1102	1489	1706	1860
	354	5	805	922	1006	1009	1156	1260	1725	1976	2155
	425	6	940	1077	1174	1160	1329	1449	1920	2200	2398
	496	7	1092	1251	1364	1280	1466	1599	2173	2490	2714
	567	8	1206	1382	1506	1386	1588	1731	2395	2744	2992
1103	141	2	390	447	487	580	664	725	1022	1171	1277
	212	3	510	584	637	734	841	917	1265	1449	1580
	283	4	614	703	767	892	1022	1114	1507	1727	1882
	354	5	815	934	1018	1020	1169	1274	1745	1999	2180
	425	6	950	1088	1187	1170	1340	1462	1945	2228	2430
	496*	7	1100	1260	1374	1290	1478	1611	2180	2498	2723
	567	8	1220	1398	1524	1400	1604	1749	2420	2773	3023

* For detailed outputs see pages 10 - 13

 Models fully compliant with NHS guidelines

Minimum emitter length: 400mm
Maximum emitter length: 2700mm
Standard length of casing: Emitter + 300mm
Maximum length of casing: 3000mm




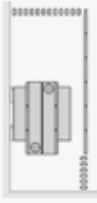
LST - CKM - _/_/35
Heat emission per unit

Model LST - CKM		CKM - 11			CKM - 16			CKM - 23		
										
Case Height (mm)		464			464			464		
Emitter Height (mm)		283			283			283		
Case Depth (mm)		105			156			224		
Case Length (mm)	Emitter Length (mm)	50K	56K	60K	50K	56K	60K	50K	56K	60K
700	400	224	257	280	323	370	432	560	642	700
800	500	280	321	350	404	463	540	700	802	875
900	600	336	386	420	485	555	648	840	963	1050
1000	700	392	450	490	565	648	756	980	1123	1225
1100	800	448	514	560	646	740	864	1120	1284	1400
1200	900	504	578	630	727	833	972	1260	1444	1575
1300	1000	560	642	700	807	925	1080	1400	1604	1749
1400	1100	616	707	770	888	1018	1188	1540	1765	1924
1500	1200	672	771	840	969	1110	1296	1680	1925	2099
1600	1300	728	835	910	1050	1203	1404	1820	2086	2274
1700	1400	784	899	980	1130	1295	1512	1960	2246	2449
1800	1500	840	963	1050	1211	1388	1620	2100	2406	2624
1900	1600	896	1028	1120	1292	1480	1728	2240	2567	2799
2000	1700	952	1092	1190	1372	1573	1836	2380	2727	2974
2100	1800	1008	1156	1260	1453	1665	1944	2520	2888	3149
2200	1900	1064	1220	1330	1534	1758	2052	2660	3048	3324
2300	2000	1120	1284	1400	1614	1850	2160	2800	3208	3498
2400	2100	1176	1349	1470	1695	1943	2268	2940	3369	3673
2500	2200	1232	1413	1540	1776	2035	2376	3080	3529	3848
2600	2300	1288	1477	1610	1857	2128	2484	3220	3690	4023
2700	2400	1344	1541	1680	1937	2220	2592	3360	3850	4198
2800	2500	1400	1605	1750	2018	2313	2700	3500	4010	4373
2900	2600	1456	1670	1820	2099	2405	2808	3640	4171	4548
3000	2700	1512	1734	1890	2179	2498	2916	3780	4331	4723

The front and side casings for this model comply to NHS guidelines.

Grille temperature may exceed 43°C dependant on operational factors.




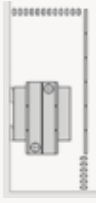
LST - CKM - _/_/49
Heat emission per unit

Model LST - CKM		CKM - 11			CKM - 16			CKM - 23		
										
Case Height (mm)		606			606			606		
Emitter Height (mm)		354			354			354		
Case Depth (mm)		105			156			224		
Case Length (mm)	Emitter Length (mm)	50K	56K	60K	50K	56K	60K	50K	56K	60K
700	400	304	349	380	380	435	474	666	763	832
800	500	380	436	475	474	543	592	832	953	1040
900	600	456	523	570	569	652	711	999	1144	1248
1000	700	532	610	665	664	761	829	1165	1335	1456
1100	800	608	697	760	759	869	948	1332	1525	1664
1200	900	684	784	855	854	978	1066	1498	1716	1872
1300	1000	760	871	949	948	1086	1184	1664	1906	2079
1400	1100	836	959	1044	1043	1195	1303	1831	2097	2287
1500	1200	912	1046	1139	1138	1304	1421	1997	2288	2495
1600	1300	988	1133	1234	1233	1412	1540	2164	2478	2703
1700	1400	1064	1220	1329	1328	1521	1658	2330	2669	2911
1800	1500	1140	1307	1424	1422	1629	1776	2496	2859	3119
1900	1600	1216	1394	1519	1517	1738	1895	2663	3050	3327
2000	1700	1292	1481	1614	1612	1847	2013	2829	3241	3535
2100	1800	1368	1568	1709	1707	1955	2132	2996	3431	3743
2200	1900	1444	1655	1804	1802	2064	2250	3162	3622	3951
2300	2000	1520	1742	1898	1896	2172	2368	3328	3812	4158
2400	2100	1596	1830	1993	1991	2281	2487	3495	4003	4366
2500	2200	1672	1917	2088	2086	2390	2605	3661	4194	4574
2600	2300	1748	2004	2183	2181	2498	2724	3828	4384	4782
2700	2400	1824	2091	2278	2276	2607	2842	3994	4575	4990
2800	2500	1900	2178	2373	2370	2715	2960	4160	4765	5198
2900	2600	1976	2265	2468	2465	2824	3079	4327	4956	5406
3000	2700	2052	2352	2563	2560	2933	3197	4493	5147	5614

The front and side casings for this model comply to NHS guidelines.

Grille temperature may exceed 43°C dependant on operational factors.




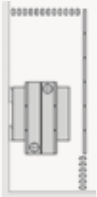
LST - CKM - _/_/56
Heat emission per unit

Model LST - CKM		CKM - 11			CKM - 16			CKM - 23		
										
Case Height (mm)		677			677			677		
Emitter Height (mm)		496			496			496		
Case Depth (mm)		105			156			224		
Case Length (mm)	Emitter Length (mm)	50K	56K	60K	50K	56K	60K	50K	56K	60K
700	400	419	480	524	492	564	615	854	978	1067
800	500	524	600	654	615	705	768	1067	1223	1333
900	600	629	720	785	738	846	922	1281	1467	1600
1000	700	733	840	916	861	987	1076	1494	1712	1867
1100	800	838	960	1047	984	1128	1229	1708	1956	2133
1200	900	943	1080	1178	1107	1269	1383	1921	2201	2400
1300	1000	1047	1200	1308	1230	1409	1536	2134	2445	2666
1400	1100	1152	1320	1439	1353	1550	1690	2348	2690	2933
1500	1200	1257	1440	1570	1476	1691	1844	2561	2934	3200
1600	1300	1362	1560	1701	1599	1832	1997	2775	3179	3466
1700	1400	1466	1680	1832	1722	1973	2151	2988	3423	3733
1800	1500	1571	1800	1962	1845	2114	2304	3201	3668	3999
1900	1600	1676	1920	2093	1968	2255	2458	3415	3912	4266
2000	1700	1780	2040	2224	2091	2396	2612	3628	4157	4533
2100	1800	1885	2160	2355	2214	2537	2765	3842	4401	4799
2200	1900	1990	2280	2486	2337	2678	2919	4055	4646	5066
2300	2000	2094	2400	2616	2460	2818	3072	4268	4890	5332
2400	2100	2199	2520	2747	2583	2959	3226	4482	5135	5599
2500	2200	2304	2640	2878	2706	3100	3380	4695	5379	5866
2600	2300	2409	2760	3009	2829	3241	3533	4909	5624	6132
2700	2400	2513	2880	3140	2952	3382	3687	5122	5868	6399
2800	2500	2618	3000	3270	3075	3523	3840	5335	6113	6665
2900	2600	2723	3120	3401	3198	3664	3994	5549	6357	6932
3000	2700	2827	3240	3532	3321	3805	4148	5762	6602	7199

The front and side casings for this model comply to NHS guidelines.

Grille temperature may exceed 43°C dependant on operational factors.


LST - CKM - _/_/98
Heat emission per unit

Model LST - CKM		CKM - 11			CKM - 16			CKM - 23		
										
Case Height (mm)		1103			1103			1103		
Emitter Height (mm)		496			496			496		
Case Depth (mm)		105			156			224		
Case Length (mm)	Emitter Length (mm)	50K	56K	60K	50K	56K	60K	50K	56K	60K
700	400	440	504	550	516	592	645	872	1000	1090
800	500	550	630	687	645	739	806	1090	1249	1362
900	600	660	756	825	774	887	967	1308	1499	1634
1000	700	770	882	962	903	1035	1128	1526	1749	1907
1100	800	880	1008	1100	1032	1183	1289	1744	1999	2179
1200	900	990	1134	1237	1161	1331	1450	1962	2249	2451
1300	1000	1100	1260	1374	1290	1478	1611	2180	2498	2723
1400	1100	1210	1386	1512	1419	1626	1773	2398	2748	2996
1500	1200	1320	1512	1649	1548	1774	1934	2616	2998	3268
1600	1300	1430	1638	1787	1677	1922	2095	2834	3248	3540
1700	1400	1540	1764	1924	1806	2070	2256	3052	3498	3813
1800	1500	1650	1890	2061	1935	2217	2417	3270	3747	4085
1900	1600	1760	2016	2199	2064	2365	2578	3488	3997	4357
2000	1700	1870	2142	2336	2193	2513	2739	3706	4247	4630
2100	1800	1980	2268	2474	2322	2661	2900	3924	4497	4902
2200	1900	2090	2394	2611	2451	2809	3061	4142	4747	5174
2300	2000	2200	2520	2748	2580	2956	3222	4360	4996	5446
2400	2100	2310	2646	2886	2709	3104	3384	4578	5246	5719
2500	2200	2420	2772	3023	2838	3252	3545	4796	5496	5991
2600	2300	2530	2898	3161	2967	3400	3706	5014	5746	6263
2700	2400	2640	3024	3298	3096	3548	3867	5232	5996	6536
2800	2500	2750	3150	3435	3225	3695	4028	5450	6245	6808
2900	2600	2860	3276	3573	3354	3843	4189	5668	6495	7080
3000	2700	2970	3402	3710	3483	3991	4350	5886	6745	7353

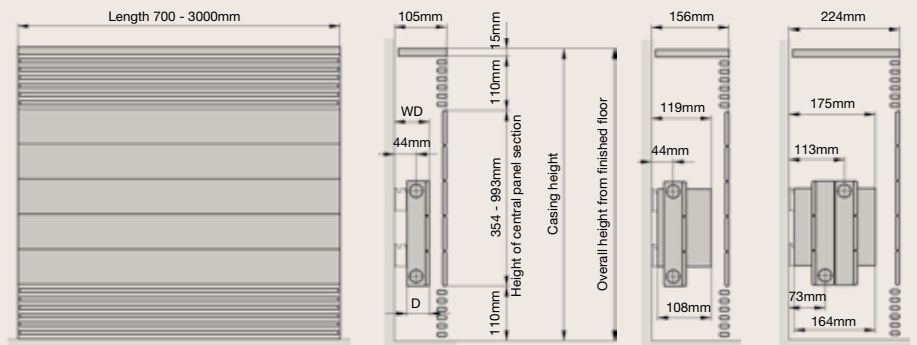
This model is **FULLY** compliant to NHS guidelines

**Zehnder LST
CPM model**



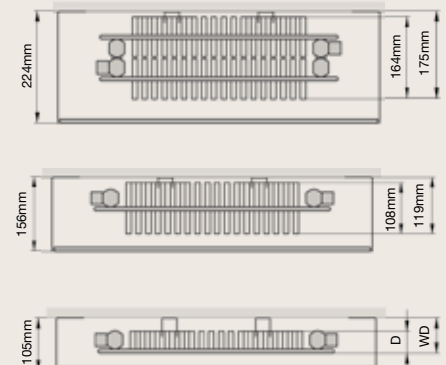


Model Code	Overall Height from floor (mm)	Panel Height (excluding grille)	
		N° of flat tubes	Height (mm)
LST - CPM - _/_/35	589	5	354
LST - CPM - _/_/42	660	6	425
LST - CPM - _/_/49	731	7	496
LST - CPM - _/_/56	802	8	567
LST - CPM - _/_/63	873	9	638
LST - CPM - _/_/70	944	10	709
LST - CPM - _/_/77	1015	11	780
LST - CPM - _/_/84	1086	12	851
LST - CPM - _/_/91	1157	13	922
LST - CPM - _/_/98	1228	14	993







NHL emitter height 70 - 283mm
D = 45mm WD = 70mm

NHL emitter height 354 - 851mm
D = 60mm WD = 69mm



LST - CPM

Heat emission/technical data per 1000mm of emitter


Model LST - CPM			CPM - 11			CPM - 16			CPM - 23		
											
Case Depth (mm)			105			156			224		
Case Height (mm)	Emitter Height		50K	56K	60K	50K	56K	60K	50K	56K	60K
	mm	tubes									
589	141	2	345	395	431	528	605	660	943	1080	1178
	212	3	457	524	571	665	762	831	1164	1334	1454
	283	4	560	642	700	807	925	1008	1400	1604	1749
660	141	2	350	401	437	533	611	666	950	1090	1187
	212	3	463	530	578	673	771	841	1172	1343	1464
	283	4	565	647	706	816	935	1019	1409	1614	1760
	354*	5	753	863	941	938	1075	1172	1656	1897	2069
731	141	2	355	407	443	539	618	673	957	1096	1195
	212	3	469	537	586	680	779	849	1180	1352	1474
	283	4	570	653	712	825	945	1031	1418	1652	1771
	354	5	760	871	949	948	1086	1184	1664	1906	2079
	425*	6	893	1023	1115	1100	1260	1374	1864	2136	2328
802	141	2	360	412	450	545	624	681	964	1104	1204
	212	3	473	542	591	687	787	858	1188	1361	1484
	283	4	575	659	718	834	955	1042	1427	1635	1783
	354	5	767	879	958	958	1098	1197	1672	1916	2089
	425	6	900	1031	1124	1110	1272	1387	1875	2148	2342
	496*	7	1047	1200	1308	1230	1409	1536	2134	2445	2666
873	141	2	365	418	456	550	630	687	972	1114	1214
	212	3	480	550	600	695	796	868	1197	1371	1495
	283	4	580	664	724	843	966	1053	1436	1645	1794
	354	5	774	887	967	968	1109	1209	1680	1925	2099
	425	6	909	1041	1135	1120	1283	1399	1887	2162	2357
	496	7	1056	1210	1319	1240	1421	1549	2142	2454	2676
	567	8	1154	1322	1442	1330	1524	1661	2295	2629	2867
944	141	2	370	424	462	556	637	695	982	1125	1227
	212	3	486	557	607	702	804	877	1205	1381	1505
	283	4	585	670	731	853	977	1066	1445	1656	1805
	354	5	781	895	976	978	1121	1222	1688	1934	2109
	425	6	917	1051	1145	1130	1295	1411	1895	2171	2367
	496	7	1065	1220	1330	1250	1432	1561	2150	2463	2686
	567	8	1167	1337	1458	1344	1540	1679	2320	2658	2898

LST - CPM

Heat emission/technical data per 1000mm of emitter





Model LST - CPM			CPM - 11			CPM - 16			CPM - 23		
Case Depth (mm)			105			156			224		
Case Height (mm)	Emitter Height		50K	56K	60K	50K	56K	60K	50K	56K	60K
	mm	tubes									
1015	141	2	375	430	468	562	644	702	992	1137	1239
	212	3	492	564	615	710	813	887	1220	1398	1524
	283	4	590	676	737	862	988	1077	1453	1665	1815
	354	5	788	903	984	988	1133	1234	1697	1944	2120
	425	6	925	1060	1155	1140	1306	1424	1903	2180	2377
	496	7	1074	1230	1342	1260	1444	1574	2158	2472	2696
	567	8	1180	1352	1474	1358	1556	1696	2345	2687	2929
1086	141	2	380	435	475	568	651	710	1002	1148	1252
	212	3	498	571	622	718	823	897	1235	1415	1543
	283	4	598	685	747	872	999	1089	1471	1685	1837
	354	5	795	911	993	998	1143	1247	1705	1953	2130
	425	6	932	1068	1164	1150	1318	1437	1912	2191	2388
	496	7	1083	1241	1353	1270	1455	1586	2165	2480	2704
	567	8	1193	1367	1490	1372	1572	1714	2370	2722	2960
1157	141	2	385	441	481	574	658	717	1012	1159	1264
	212	3	504	577	630	726	832	907	1250	1432	1561
	283	4	606	694	757	882	1010	1102	1489	1706	1860
	354	5	805	922	1006	1009	1156	1260	1725	1976	2155
	425	6	940	1077	1174	1160	1329	1449	1920	2200	2398
	496	7	1092	1251	1364	1280	1466	1599	2173	2490	2714
	567	8	1206	1382	1506	1386	1588	1731	2395	2744	2992
1228	141	2	390	447	487	580	664	725	1022	1171	1277
	212	3	510	584	637	734	841	917	1265	1449	1580
	283	4	614	703	767	892	1022	1114	1507	1727	1882
	354	5	815	934	1018	1020	1169	1274	1745	1999	2180
	425	6	950	1088	1187	1170	1340	1462	1945	2228	2430
	496*	7	1100	1260	1374	1290	1478	1611	2180	2498	2723
	567	8	1220	1398	1524	1400	1604	1749	2420	2773	3023

* For detailed outputs see pages 18 - 21

 Models fully compliant with NHS guidelines

Minimum emitter length: 400mm
Maximum emitter length: 2700mm
Standard length of casing: Emitter + 300mm
Maximum length of casing: 3000mm




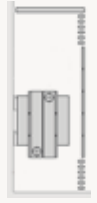
LST - CPM - _/_/42
Heat emission per unit

Model LST - CPM		CPM - 11			CPM - 16			CPM - 23		
										
Case Height (mm)		660			660			660		
Emitter Height (mm)		354			354			354		
Case Depth (mm)		105			156			224		
Case Length (mm)	Emitter Length (mm)	50K	56K	60K	50K	56K	60K	50K	56K	60K
700	400	302	346	377	376	430	469	663	759	828
800	500	377	432	471	469	538	586	828	949	1035
900	600	452	518	565	563	645	704	994	1139	1242
1000	700	528	605	659	657	753	821	1160	1328	1449
1100	800	603	691	753	751	860	938	1325	1518	1656
1200	900	678	777	847	845	968	1055	1491	1708	1863
1300	1000	753	863	941	938	1075	1172	1656	1897	2069
1400	1100	829	950	1036	1032	1183	1290	1822	2087	2276
1500	1200	904	1036	1130	1126	1290	1407	1988	2277	2483
1600	1300	979	1122	1224	1220	1398	1524	2153	2467	2690
1700	1400	1055	1209	1318	1314	1505	1641	2319	2656	2897
1800	1500	1130	1295	1412	1407	1613	1758	2484	2846	3104
1900	1600	1205	1381	1506	1501	1720	1876	2650	3036	3311
2000	1700	1281	1468	1600	1595	1828	1993	2816	3225	3518
2100	1800	1356	1554	1694	1689	1935	2110	2981	3415	3725
2200	1900	1431	1640	1788	1783	2043	2227	3147	3605	3932
2300	2000	1506	1726	1882	1876	2150	2344	3312	3794	4138
2400	2100	1582	1813	1977	1970	2258	2462	3478	3984	4345
2500	2200	1657	1899	2071	2064	2365	2579	3644	4174	4552
2600	2300	1732	1985	2165	2158	2473	2696	3809	4364	4759
2700	2400	1808	2072	2259	2252	2580	2813	3975	4553	4966
2800	2500	1883	2158	2353	2345	2688	2930	4140	4743	5173
2900	2600	1958	2244	2447	2439	2795	3048	4306	4933	5380
3000	2700	2034	2331	2541	2533	2903	3165	4472	5122	5587

The front and side casings for this model comply to NHS guidelines.

Grille temperature may exceed 43°C dependant on operational factors.





LST - CPM - _/_/49
Heat emission per unit

Model LST - CPM		CPM - 11			CPM - 16			CPM - 23		
										
Case Height (mm)		731			731			731		
Emitter Height (mm)		425			425			425		
Case Depth (mm)		105			156			224		
Case Length (mm)	Emitter Length (mm)	50K	56K	60K	50K	56K	60K	50K	56K	60K
700	400	358	410	446	440	504	550	746	855	932
800	500	447	512	558	550	630	687	932	1068	1164
900	600	536	614	669	660	756	825	1119	1282	1397
1000	700	626	717	781	770	882	962	1305	1496	1630
1100	800	715	819	892	880	1008	1100	1492	1709	1863
1200	900	804	921	1004	990	1134	1237	1678	1923	2096
1300	1000	893	1023	1115	1100	1260	1374	1864	2136	2328
1400	1100	983	1126	1227	1210	1386	1512	2051	2350	2561
1500	1200	1072	1228	1338	1320	1512	1649	2237	2564	2794
1600	1300	1161	1330	1450	1430	1638	1787	2424	2777	3027
1700	1400	1251	1433	1561	1540	1764	1924	2610	2991	3260
1800	1500	1340	1535	1673	1650	1890	2061	2796	3204	3492
1900	1600	1429	1637	1784	1760	2016	2199	2983	3418	3725
2000	1700	1519	1740	1896	1870	2142	2336	3169	3632	3958
2100	1800	1608	1842	2007	1980	2268	2474	3356	3845	4191
2200	1900	1697	1944	2119	2090	2394	2611	3542	4059	4424
2300	2000	1786	2046	2230	2200	2520	2748	3728	4272	4656
2400	2100	1876	2149	2342	2310	2646	2886	3915	4486	4889
2500	2200	1965	2251	2453	2420	2772	3023	4101	4700	5122
2600	2300	2054	2353	2565	2530	2898	3161	4288	4913	5355
2700	2400	2144	2456	2676	2640	3024	3298	4474	5127	5588
2800	2500	2233	2558	2788	2750	3150	3435	4660	5340	5820
2900	2600	2322	2660	2899	2860	3276	3573	4847	5554	6053
3000	2700	2412	2763	3011	2970	3402	3710	5033	5768	6286

The front and side casings for this model comply to NHS guidelines.

Grille temperature may exceed 43°C dependant on operational factors.



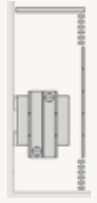
LST - CPM - _/_/56
Heat emission per unit

Model LST - CPM		CPM - 11			CPM - 16			CPM - 23		
										
Case Height (mm)		802			802			802		
Emitter Height (mm)		496			496			496		
Case Depth (mm)		105			156			224		
Case Length (mm)	Emitter Length (mm)	50K	56K	60K	50K	56K	60K	50K	56K	60K
700	400	419	480	524	492	564	615	854	978	1067
800	500	524	600	654	615	705	768	1067	1223	1333
900	600	629	720	785	738	846	922	1281	1467	1600
1000	700	733	840	916	861	987	1076	1494	1712	1867
1100	800	838	960	1047	984	1128	1229	1708	1956	2133
1200	900	943	1080	1178	1107	1269	1383	1921	2201	2400
1300	1000	1047	1200	1308	1230	1409	1536	2134	2445	2666
1400	1100	1152	1320	1439	1353	1550	1690	2348	2690	2933
1500	1200	1257	1440	1570	1476	1691	1844	2561	2934	3200
1600	1300	1362	1560	1701	1599	1832	1997	2775	3179	3466
1700	1400	1466	1680	1832	1722	1973	2151	2988	3423	3733
1800	1500	1571	1800	1962	1845	2114	2304	3201	3668	3999
1900	1600	1676	1920	2093	1968	2255	2458	3415	3912	4266
2000	1700	1780	2040	2224	2091	2396	2612	3628	4157	4533
2100	1800	1885	2160	2355	2214	2537	2765	3842	4401	4799
2200	1900	1990	2280	2486	2337	2678	2919	4055	4646	5066
2300	2000	2094	2400	2616	2460	2818	3072	4268	4890	5332
2400	2100	2199	2520	2747	2583	2959	3226	4482	5135	5599
2500	2200	2304	2640	2878	2706	3100	3380	4695	5379	5866
2600	2300	2409	2760	3009	2829	3241	3533	4909	5624	6132
2700	2400	2513	2880	3140	2952	3382	3687	5122	5868	6399
2800	2500	2618	3000	3270	3075	3523	3840	5335	6113	6665
2900	2600	2723	3120	3401	3198	3664	3994	5549	6357	6932
3000	2700	2827	3240	3532	3321	3805	4148	5762	6602	7199

The front and side casings for this model comply to NHS guidelines.

Grille temperature may exceed 43°C dependant on operational factors.


LST - CPM - _/_/98
Heat emission per unit

Model LST - CPM		CPM - 11			CPM - 16			CPM - 23		
										
Case Height (mm)		1228			1228			1228		
Emitter Height (mm)		496			496			496		
Case Depth (mm)		105			156			224		
Case Length (mm)	Emitter Length (mm)	50K	56K	60K	50K	56K	60K	50K	56K	60K
700	400	440	504	550	516	592	645	872	1000	1090
800	500	550	630	687	645	739	806	1090	1249	1362
900	600	660	756	825	774	887	967	1308	1499	1634
1000	700	770	882	962	903	1035	1128	1526	1749	1907
1100	800	880	1008	1100	1032	1183	1289	1744	1999	2179
1200	900	990	1134	1237	1161	1331	1450	1962	2249	2451
1300	1000	1100	1260	1374	1290	1478	1611	2180	2498	2723
1400	1100	1210	1386	1512	1419	1626	1773	2398	2748	2996
1500	1200	1320	1512	1649	1548	1774	1934	2616	2998	3268
1600	1300	1430	1638	1787	1677	1922	2095	2834	3248	3540
1700	1400	1540	1764	1924	1806	2070	2256	3052	3498	3813
1800	1500	1650	1890	2061	1935	2217	2417	3270	3747	4085
1900	1600	1760	2016	2199	2064	2365	2578	3488	3997	4357
2000	1700	1870	2142	2336	2193	2513	2739	3706	4247	4630
2100	1800	1980	2268	2474	2322	2661	2900	3924	4497	4902
2200	1900	2090	2394	2611	2451	2809	3061	4142	4747	5174
2300	2000	2200	2520	2748	2580	2956	3222	4360	4996	5446
2400	2100	2310	2646	2886	2709	3104	3384	4578	5246	5719
2500	2200	2420	2772	3023	2838	3252	3545	4796	5496	5991
2600	2300	2530	2898	3161	2967	3400	3706	5014	5746	6263
2700	2400	2640	3024	3298	3096	3548	3867	5232	5996	6536
2800	2500	2750	3150	3435	3225	3695	4028	5450	6245	6808
2900	2600	2860	3276	3573	3354	3843	4189	5668	6495	7080
3000	2700	2970	3402	3710	3483	3991	4350	5886	6745	7353

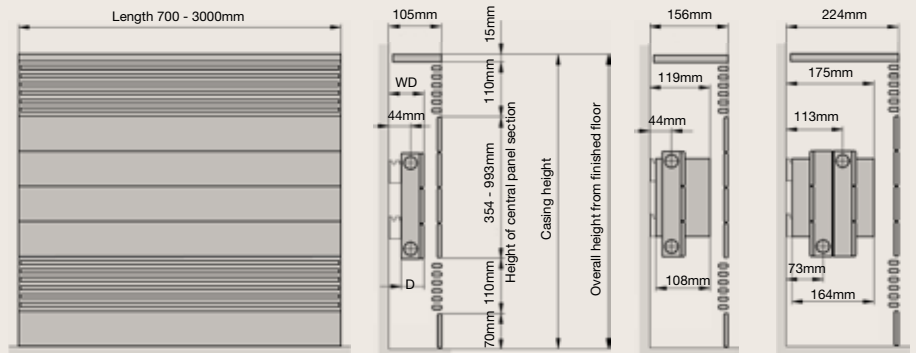
This model is **FULLY** compliant to NHS guidelines

**Zehnder LST
COM model**



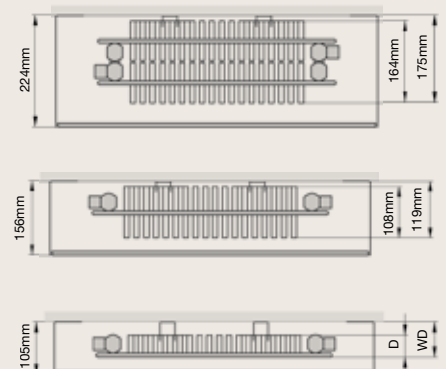


Model Code	Overall Height from floor (mm)	Panel Height (excluding grille)	
		N° of flat tubes	Height (mm)
LST - COM - _/_/35	659	5	354
LST - COM - _/_/42	730	6	425
LST - COM - _/_/49	801	7	496
LST - COM - _/_/56	872	8	567
LST - COM - _/_/63	943	9	638
LST - COM - _/_/70	1014	10	709
LST - COM - _/_/77	1085	11	780
LST - COM - _/_/84	1156	12	851
LST - COM - _/_/91	1227	13	922
LST - COM - _/_/98	1298	14	993







NHL emitter height 70 - 283mm
D = 45mm WD = 70mm

NHL emitter height 354 - 851mm
D = 60mm WD = 69mm





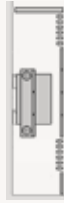

LST - COM

Heat emission/technical data per 1000mm of emitter


Model LST - COM			COM - 11			COM - 16			COM - 23		
											
Case Depth (mm)			105			156			224		
Case Height (mm)	Emitter Height		50K	56K	60K	50K	56K	60K	50K	56K	60K
	mm	tubes									
659	141	2	345	395	431	528	605	659	943	1080	1178
	212	3	457	524	571	665	762	831	1164	1334	1454
	283*	4	560	642	700	807	925	1008	1400	1604	1749
730	141	2	350	401	437	533	611	666	950	1090	1187
	212	3	463	530	578	673	771	841	1172	1343	1464
	283	4	565	647	706	816	935	1019	1409	1614	1760
	354	5	753	863	941	938	1075	1172	1656	1897	2069
801	141	2	355	407	443	539	618	673	957	1096	1195
	212	3	469	537	586	680	779	849	1180	1352	1474
	283	4	570	653	712	825	945	1030	1418	1652	1771
	354*	5	760	871	949	948	1086	1184	1664	1906	2078
	425	6	893	1023	1115	1100	1260	1374	1864	2136	2328
872	141	2	360	412	450	545	624	681	964	1104	1204
	212	3	473	542	591	687	787	858	1188	1361	1484
	283	4	575	659	718	834	955	1042	1427	1635	1782
	354	5	767	879	958	958	1098	1197	1672	1916	2088
	425*	6	900	1031	1124	1110	1272	1387	1875	2148	2342
	496	7	1047	1200	1308	1230	1409	1536	2134	2445	2665
943	141	2	365	418	456	550	630	687	972	1114	1214
	212	3	480	550	600	695	796	868	1197	1371	1495
	283	4	580	664	724	843	966	1053	1436	1645	1794
	354	5	774	887	967	968	1109	1209	1680	1925	2098
	425	6	909	1041	1135	1120	1283	1399	1887	2162	2357
	496	7	1056	1210	1319	1240	1421	1549	2142	2454	2675
	567	8	1154	1322	1442	1330	1524	1661	2295	2629	2867
1014	141	2	370	424	462	556	637	694	982	1125	1227
	212	3	486	557	607	702	804	877	1205	1381	1505
	283	4	585	670	731	853	977	1065	1445	1656	1805
	354	5	781	895	975	978	1121	1222	1688	1934	2108
	425	6	917	1051	1145	1130	1295	1411	1895	2171	2367
	496	7	1065	1220	1330	1250	1432	1561	2150	2463	2686
	567	8	1167	1337	1458	1344	1540	1679	2320	2658	2898

LST - COM

Heat emission/technical data per 1000mm of emitter

Model LST - COM			COM - 11			COM - 16			COM - 23		
											
Case Depth (mm)			105			156			224		
Case Height (mm)	Emitter Height		50K	56K	60K	50K	56K	60K	50K	56K	60K
	mm	tubes									
1085	141	2	375	430	468	562	644	702	992	1137	1239
	212	3	492	564	615	710	813	887	1220	1398	1524
	283	4	590	676	737	862	988	1077	1453	1665	1815
	354	5	788	903	984	988	1133	1234	1697	1944	2120
	425	6	925	1060	1155	1140	1306	1424	1903	2180	2377
	496	7	1074	1230	1341	1260	1444	1574	2158	2472	2696
	567	8	1180	1352	1474	1358	1556	1696	2345	2687	2929
1156	141	2	380	435	475	568	651	707	1002	1148	1247
	212	3	498	571	622	718	823	894	1235	1415	1537
	283	4	598	685	747	872	999	1085	1471	1685	1831
	354	5	795	911	993	998	1143	1242	1705	1953	2122
	425	6	932	1068	1164	1150	1318	1431	1912	2191	2380
	496	7	1083	1241	1353	1270	1455	1581	2165	2480	2695
	567	8	1193	1367	1490	1372	1572	1708	2370	2722	2950
1227	141	2	385	441	481	574	658	714	1012	1159	1259
	212	3	504	577	629	726	832	904	1250	1432	1556
	283	4	606	694	757	882	1010	1098	1489	1706	1853
	354	5	805	922	1005	1009	1156	1256	1725	1976	2147
	425*	6	940	1077	1170	1160	1329	1444	1920	2200	2389
	496	7	1092	1251	1359	1280	1466	1593	2173	2490	2704
	567	8	1206	1382	1501	1386	1588	1725	2395	2744	2981
1298	141	2	390	447	485	580	664	722	1022	1171	1272
	212	3	510	584	635	734	841	913	1265	1449	1574
	283	4	614	703	764	892	1022	1110	1507	1727	1875
	354	5	815	934	1014	1020	1169	1269	1745	1999	2172
	425	6	950	1088	1182	1170	1340	1456	1945	2228	2421
	496	7	1100	1260	1369	1290	1478	1605	2180	2498	2713
	567	8	1220	1398	1518	1400	1604	1796	2420	2773	3012

* For detailed outputs see pages 26 - 29

 Models fully compliant with NHS guidelines

Minimum emitter length: 400mm
Maximum emitter length: 2700mm
Standard length of casing: Emitter + 300mm
Maximum length of casing: 3000mm


LST - COM - _/_/35
Heat emission per unit

Model LST - COM		COM - 11			COM - 16			COM - 23		
										
Case Height (mm)		659			659			659		
Emitter Height (mm)		283			283			283		
Case Depth (mm)		105			156			224		
Case Length (mm)	Emitter Length (mm)	50K	56K	60K	50K	56K	60K	50K	56K	60K
700	400	224	257	280	323	370	432	560	642	700
800	500	280	321	350	404	463	540	700	802	875
900	600	336	386	420	485	555	648	840	963	1050
1000	700	392	450	490	565	648	756	980	1123	1225
1100	800	448	514	560	646	740	864	1120	1284	1400
1200	900	504	578	630	727	833	972	1260	1444	1575
1300	1000	560	642	700	807	925	1080	1400	1604	1749
1400	1100	616	707	770	888	1018	1188	1540	1765	1924
1500	1200	672	771	840	969	1110	1296	1680	1925	2099
1600	1300	728	835	910	1050	1203	1404	1820	2086	2274
1700	1400	784	899	980	1130	1295	1512	1960	2246	2449
1800	1500	840	963	1050	1211	1388	1620	2100	2406	2624
1900	1600	896	1028	1120	1292	1480	1728	2240	2567	2799
2000	1700	952	1092	1190	1372	1573	1836	2380	2727	2974
2100	1800	1008	1156	1260	1453	1665	1944	2520	2888	3149
2200	1900	1064	1220	1330	1534	1758	2052	2660	3048	3324
2300	2000	1120	1284	1400	1614	1850	2160	2800	3208	3498
2400	2100	1176	1349	1470	1695	1943	2268	2940	3369	3673
2500	2200	1232	1413	1540	1776	2035	2376	3080	3529	3848
2600	2300	1288	1477	1610	1857	2128	2484	3220	3690	4023
2700	2400	1344	1541	1680	1937	2220	2592	3360	3850	4198
2800	2500	1400	1605	1750	2018	2313	2700	3500	4010	4373
2900	2600	1456	1670	1820	2099	2405	2808	3640	4171	4548
3000	2700	1512	1734	1890	2179	2498	2916	3780	4331	4723

The front and side casings for this model comply to NHS guidelines.

Grille temperature may exceed 43°C dependant on operational factors.

LST - COM - _ _/49
Heat emission per unit

Model LST - COM		COM - 11			COM - 16			COM - 23		
										
Case Height (mm)		801			801			801		
Emitter Height (mm)		354			354			354		
Case Depth (mm)		105			156			224		
Case Length (mm)	Emitter Length (mm)	50K	56K	60K	50K	56K	60K	50K	56K	60K
700	400	304	349	380	380	435	474	666	763	832
800	500	380	436	475	474	543	592	832	953	1040
900	600	456	523	570	569	652	711	999	1144	1248
1000	700	532	610	665	664	761	829	1165	1335	1456
1100	800	608	697	760	759	869	948	1332	1525	1664
1200	900	684	784	855	854	978	1066	1498	1716	1872
1300	1000	760	871	949	948	1086	1184	1664	1906	2079
1400	1100	836	959	1044	1043	1195	1303	1831	2097	2287
1500	1200	912	1046	1139	1138	1304	1421	1997	2288	2495
1600	1300	988	1133	1234	1233	1412	1540	2164	2478	2703
1700	1400	1064	1220	1329	1328	1521	1658	2330	2669	2911
1800	1500	1140	1307	1424	1422	1629	1776	2496	2859	3119
1900	1600	1216	1394	1519	1517	1738	1895	2663	3050	3327
2000	1700	1292	1481	1614	1612	1847	2013	2829	3241	3535
2100	1800	1368	1568	1709	1707	1955	2132	2996	3431	3743
2200	1900	1444	1655	1804	1802	2064	2250	3162	3622	3951
2300	2000	1520	1742	1898	1896	2172	2368	3328	3812	4158
2400	2100	1596	1830	1993	1991	2281	2487	3495	4003	4366
2500	2200	1672	1917	2088	2086	2390	2605	3661	4194	4574
2600	2300	1748	2004	2183	2181	2498	2724	3828	4384	4782
2700	2400	1824	2091	2278	2276	2607	2842	3994	4575	4990
2800	2500	1900	2178	2373	2370	2715	2960	4160	4765	5198
2900	2600	1976	2265	2468	2465	2824	3079	4327	4956	5406
3000	2700	2052	2352	2563	2560	2933	3197	4493	5147	5614

The front and side casings for this model comply to NHS guidelines.

Grille temperature may exceed 43°C dependant on operational factors.

LST - COM - _/_/56
Heat emission per unit

Model LST - COM		COM - 11			COM - 16			COM - 23		
										
Case Height (mm)		872			872			872		
Emitter Height (mm)		425			425			425		
Case Depth (mm)		105			156			224		
Case Length (mm)	Emitter Length (mm)	50K	56K	60K	50K	56K	60K	50K	56K	60K
700	400	360	413	450	444	509	555	750	860	937
800	500	450	516	562	555	636	694	938	1074	1171
900	600	540	619	675	666	764	833	1125	1289	1406
1000	700	630	722	787	777	891	971	1313	1504	1640
1100	800	720	825	900	888	1018	1110	1500	1719	1874
1200	900	810	928	1012	999	1145	1249	1688	1934	2108
1300	1000	900	1031	1124	1110	1272	1387	1875	2148	2342
1400	1100	990	1135	1237	1221	1400	1526	2063	2363	2577
1500	1200	1080	1238	1349	1332	1527	1665	2250	2578	2811
1600	1300	1170	1341	1462	1443	1654	1804	2438	2793	3045
1700	1400	1260	1444	1574	1554	1781	1942	2625	3008	3279
1800	1500	1350	1547	1686	1665	1908	2081	2813	3222	3513
1900	1600	1440	1650	1799	1776	2036	2220	3000	3437	3748
2000	1700	1530	1753	1911	1887	2163	2358	3188	3652	3982
2100	1800	1620	1856	2024	1998	2290	2497	3375	3867	4216
2200	1900	1710	1959	2136	2109	2417	2636	3563	4082	4450
2300	2000	1800	2062	2248	2220	2544	2774	3750	4296	4684
2400	2100	1890	2166	2361	2331	2672	2913	3938	4511	4919
2500	2200	1980	2269	2473	2442	2799	3052	4125	4726	5153
2600	2300	2070	2372	2586	2553	2926	3191	4313	4941	5387
2700	2400	2160	2475	2698	2664	3053	3329	4500	5156	5621
2800	2500	2250	2578	2810	2775	3180	3468	4688	5370	5855
2900	2600	2340	2681	2923	2886	3308	3607	4875	5585	6090
3000	2700	2430	2784	3035	2997	3435	3745	5063	5800	6324

The front and side casings for this model comply to NHS guidelines.

Grille temperature may exceed 43°C dependant on operational factors.


LST - COM - _ _/91
Heat emission per unit

Model LST - COM		COM - 11			COM - 16			COM - 23		
										
Case Height (mm)		1227			1227			1227		
Emitter Height (mm)		425			425			425		
Case Depth (mm)		105			156			224		
Case Length (mm)	Emitter Length (mm)	50K	56K	60K	50K	56K	60K	50K	56K	60K
700	400	376	431	468	464	532	578	768	880	956
800	500	470	539	585	580	665	722	960	1100	1195
900	600	564	647	702	696	798	867	1152	1320	1434
1000	700	658	754	819	812	931	1011	1344	1540	1673
1100	800	752	862	936	928	1064	1156	1536	1760	1912
1200	900	846	970	1053	1044	1197	1300	1728	1980	2151
1300	1000	940	1077	1170	1160	1329	1444	1920	2200	2389
1400	1100	1034	1185	1287	1276	1462	1589	2112	2420	2628
1500	1200	1128	1293	1404	1392	1595	1733	2304	2640	2867
1600	1300	1222	1401	1521	1508	1728	1878	2496	2860	3106
1700	1400	1316	1508	1638	1624	1861	2022	2688	3080	3345
1800	1500	1410	1616	1755	1740	1994	2166	2880	3300	3584
1900	1600	1504	1724	1872	1856	2127	2311	3072	3520	3823
2000	1700	1598	1831	1989	1972	2260	2455	3264	3740	4062
2100	1800	1692	1939	2106	2088	2393	2600	3456	3960	4301
2200	1900	1786	2047	2223	2204	2526	2744	3648	4180	4540
2300	2000	1880	2154	2340	2320	2658	2888	3840	4400	4778
2400	2100	1974	2262	2457	2436	2791	3033	4032	4620	5017
2500	2200	2068	2370	2574	2552	2924	3177	4224	4840	5256
2600	2300	2162	2478	2691	2668	3057	3322	4416	5060	5495
2700	2400	2256	2585	2808	2784	3190	3466	4608	5280	5734
2800	2500	2350	2693	2925	2900	3323	3610	4800	5500	5973
2900	2600	2444	2801	3042	3016	3456	3755	4992	5720	6212
3000	2700	2538	2908	3159	3132	3589	3899	5184	5940	6451



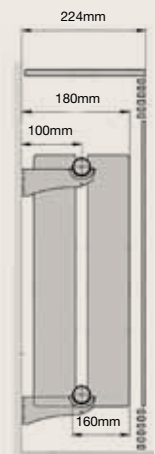
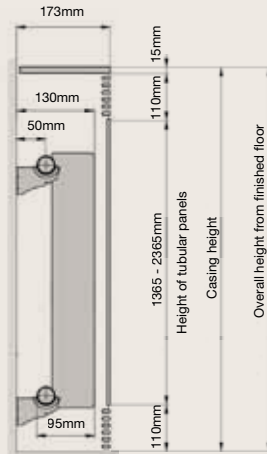

This model is **FULLY** compliant to NHS guidelines

**Zehnder LST
CPV model**








Model Code	Casing height (mm)		Length (mm)
	inc. grille	ex. grille	
LST - CPV - __/160	1600	1365	429 - 997 6 - 14 tubular panels
LST - CPV - __/170	1700	1465	
LST - CPV - __/180	1800	1565	
LST - CPV - __/190	1900	1665	
LST - CPV - __/200	2000	1765	
LST - CPV - __/210	2100	1865	
LST - CPV - __/220	2200	1965	
LST - CPV - __/230	2300	2065	
LST - CPV - __/240	2400	2165	
LST - CPV - __/250	2500	2265	
LST - CPV - __/260	2600	2365	



LST - CPV




Heat emission/technical data per section

Model LST - CPV		CPV - 18			CPV - 23		
							
Case Depth (mm)		173			224		
Case Height (mm)	Emitter Height (mm)	50K	56K	60K	50K	56K	60K
1600	1000	61	71	77	108	124	134
1700	1100	67	77	83	121	139	151
1800	1200	72	83	91	127	146	158
1900	1300	78	89	97	139	159	173
2000	1400*	84	97	106	145	166	180
2100	1500	90	103	112	158	181	196
2200	1600*	96	111	122	164	188	204
2300	1700	102	117	127	176	202	219
2400	1800*	109	126	138	184	211	229
2500	1900	116	133	144	195	223	243
2600	2000	122	142	155	204	234	254

* Detailed outputs shown below




LST - CPV - __/200

Heat emission per unit

Model LST - CPV				CPV - 18			CPV - 23		
									
Case Height (mm)				2000			2000		
Emitter Height (mm)				1400			1400		
Case Depth (mm)				173			224		
Case Length		Emitter Length		50K	56K	60K	50K	56K	60K
Overall (mm)	Tubular panels	Overall (mm)	Sections						
429	6	280	7	588	679	742	1015	1162	1260
500	7	360	9	756	873	954	1305	1494	1620
571	8	400	10	840	970	1060	1450	1660	1800
642	9	480	12	1008	1164	1272	1740	1992	2160
713	10	560	14	1176	1358	1484	2030	2324	2520
784	11	640	16	1344	1552	1696	2320	2656	2880
855	12	680	17	1428	1649	1802	2465	2822	3060
926	13	760	19	1596	1843	2014	2755	3154	3420
997	14	840	21	1764	2037	2226	3045	3486	3780




LST - CPV - __/220

Heat emission per unit

Model LST - CPV				CPV - 18			CPV - 23		
									
Case Height (mm)				2200			2200		
Emitter Height (mm)				1600			1600		
Case Depth (mm)				173			224		
Case Length		Emitter Length		50K	56K	60K	50K	56K	60K
Overall (mm)	Tubular panels	Overall (mm)	Sections						
429	6	280	7	672	777	854	1148	1316	1428
500	7	360	9	864	999	1098	1476	1692	1836
571	8	400	10	960	1110	1220	1640	1880	2040
642	9	480	12	1152	1332	1464	1968	2256	2448
713	10	560	14	1344	1554	1708	2296	2632	2856
784	11	640	16	1536	1776	1952	2624	3008	3264
855	12	680	17	1632	1887	2074	2788	3196	3468
926	13	760	19	1824	2109	2318	3116	3572	3876
997	14	840	21	2016	2331	2562	3444	3948	4284

LST - CPV - __/240

Heat emission per unit

Model LST - CPV				CPV - 18			CPV - 23		
									
Case Height (mm)				2400			2400		
Emitter Height (mm)				1800			1800		
Case Depth (mm)				173			224		
Case Length		Emitter Length		50K	56K	60K	50K	56K	60K
Overall (mm)	Tubular panels	Overall (mm)	Sections						
429	6	280	7	763	882	966	1288	1477	1603
500	7	360	9	981	1134	1242	1656	1899	2061
571	8	400	10	1090	1260	1380	1840	2110	2290
642	9	480	12	1308	1512	1656	2208	2532	2748
713	10	560	14	1526	1764	1932	2576	2954	3206
784	11	640	16	1744	2016	2208	2944	3376	3664
855	12	680	17	1853	2142	2346	3128	3587	3893
926	13	760	19	2071	2394	2622	3496	4009	4351
997	14	840	21	2289	2646	2898	3864	4431	4809

Casing Options

TRV holes

The LST side panels can be supplied with a suitable hole for the sensor head of a TRV to protrude through and control the room temperature. (Valves not supplied). The hole can be on either the left or right hand side panel.

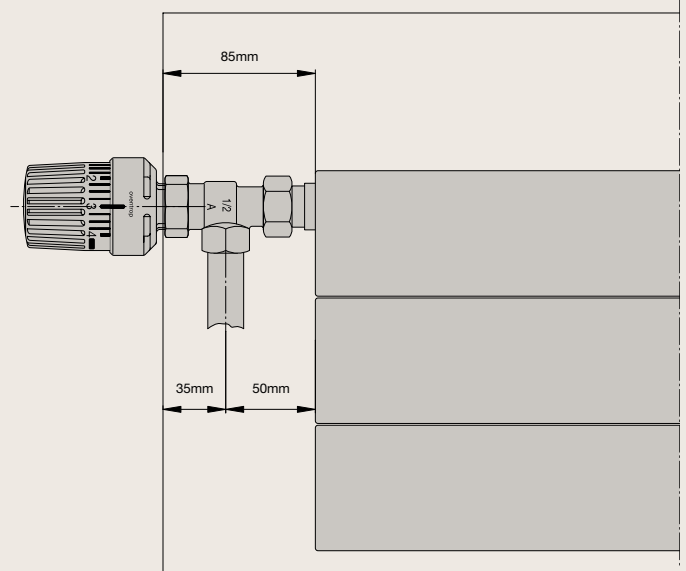
It is recommended that a reverse angle valve be used as shown in the illustration. In this configuration, the installed relationship between the heat emitter and the LST case must be established, and the access hole positioned to suit the valve to be used.

If an off-set valve is to be used, special attention must be paid to insure correct dimensions are supplied.

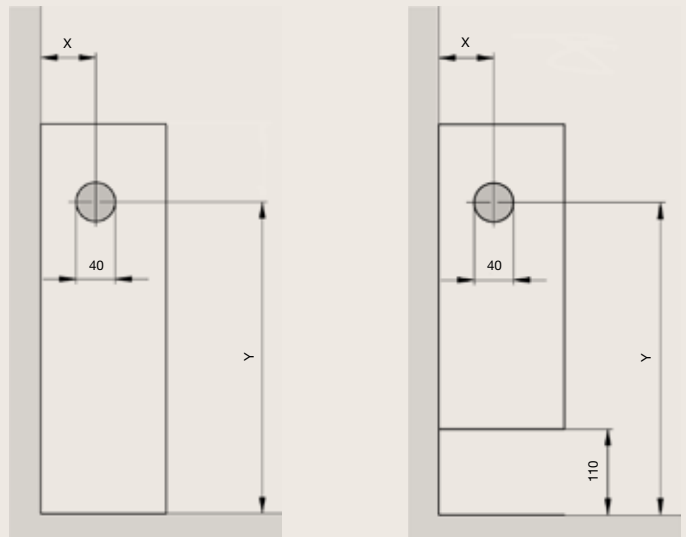
Should installation requirements demand other than standard size holes (40mm), it is the responsibility of the customer to submit his requirements in writing at the time of order.

It is recommended that in these situations you contact your Zehnder Area Sales Manager for assistance.

Illustration based on Oventrop Valve AV6-1/2"



TVR hole positioning (all casing models)



TVR hole positioning (all casing models)

Emitter heights (mm)	Y (mm)	X (mm)	
141	231	Model 11	44
212	302	Model 16	44
283	373	Model 23	113
354	444		
425	515		
496	586		
567	657		
638	728		
709	799		
780	870		
851	941		
922	1012		
993	1038		

Y = distance from finished floor level, when distance to floor is 110mm

For COM, add 70mm to dimension Y

Casing Options

Pipe Cut-outs

The LST side panels can be supplied with factory-finished cut-outs to clear pipe-runs, window sills and other architectural details. Cut-outs must be specified in detail before manufacture and can be on either the left or right hand side panel.

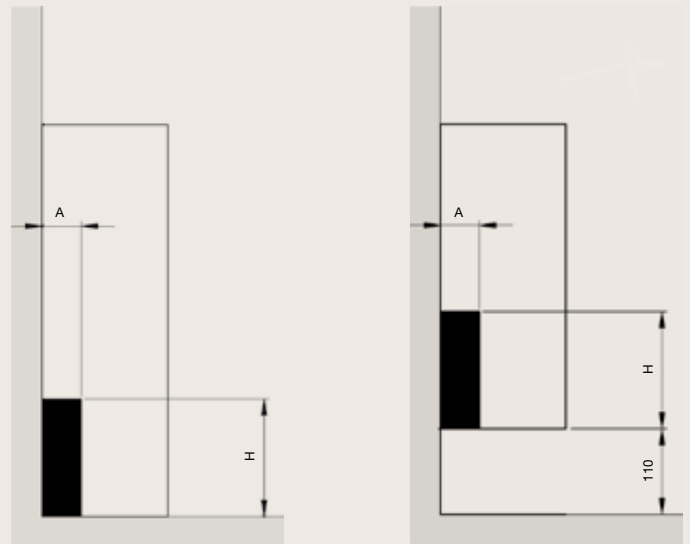
Cut-outs to non-standard dimensions are also available.

Standard pipework cut-outs:


A = 75mm

H = 110mm

Cut-out positioning
(all casing models except CCM, CQM and CWM)



Cut-out positioning
(casing models CCM, CQM and CWM)



Side Panel Access Flaps

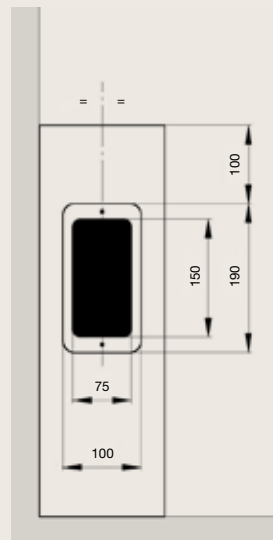
The access flap for valve access may be positioned either on the left or right hand side panels. The standard size of the access hole is 150 x 75mm. The standard size for the cover plate is 190 x 100mm.

Side panel access flaps to non-standard dimensions are also available.

Note:

Ø5mm for retaining screw (2 No)

Side panel access flaps
(all casing models)

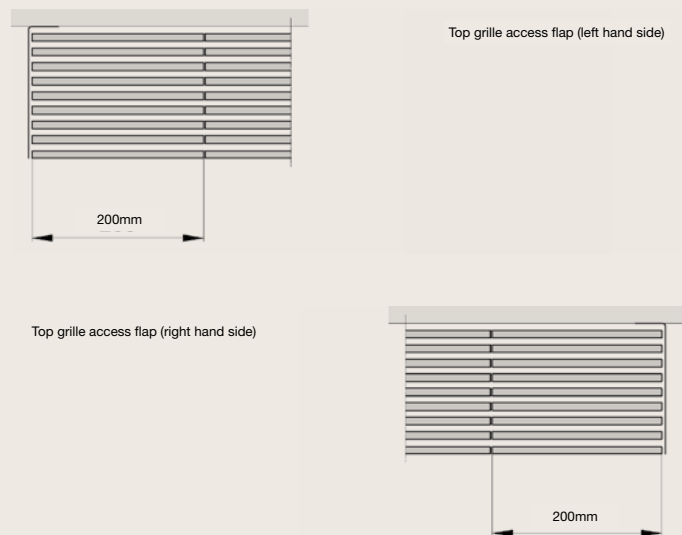


Casing Options

Top Grille Access Flaps

An access flap can be made to fit within the top grille (not available for model CPM). They are screwed separately into position and are removable for valve access. The standard length is 200mm. Left or right hand side positioning must be specified before manufacturing.

Top grille access flaps

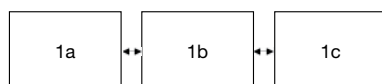


Casings over 3000mm

Cases in excess of 3000mm long can be manufactured. The cases must be ordered in sections with each section being named in sequence. An allowance will be made in production for a shadow gap at each end, so that the total finished length will be equal to the total given length minus 10mm. A joining piece is provided.

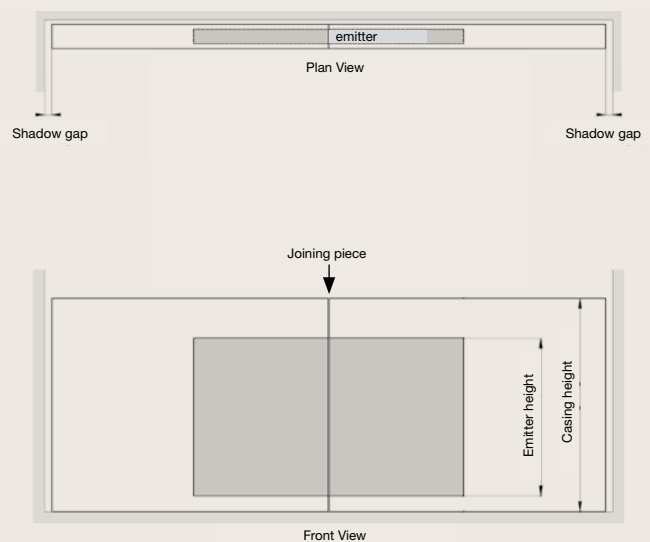
Example:

Where a 6000mm casing is required, it is necessary to order the case in three sections, specifying the length of each casing section. Eg. 1a = 2000m, 1b = 2000m, 1c = 2000m. The total finished length will be equal to 5990mm (6000mm minus 10mm).



It is the responsibility of the customer to submit his requirements in writing with a sketch at the time of quotation.

Casing over 3000mm



Joining piece



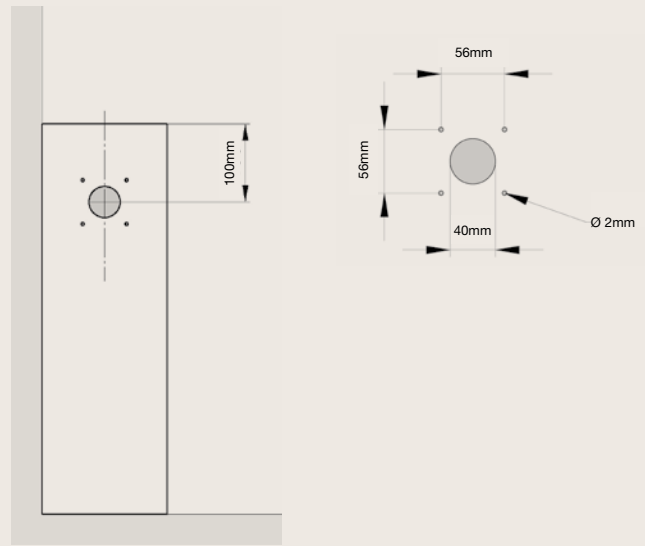
Casing Options

Remote Control TRV's

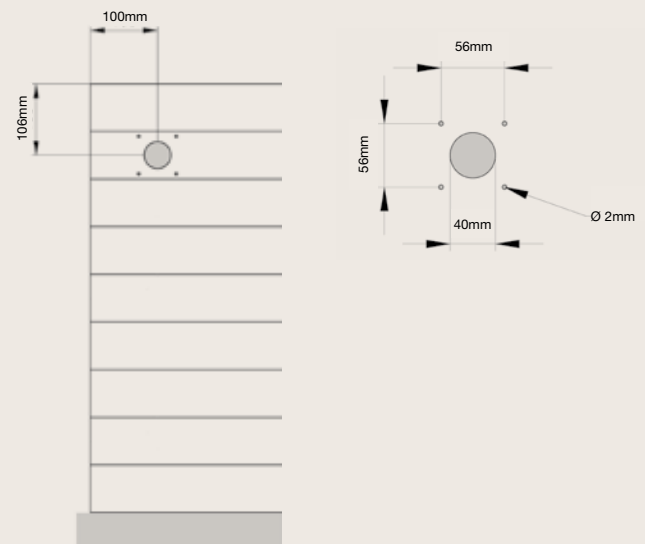
The remote adjuster for controlling the TRV can be sited to suit the application. Whilst this is generally on a convenient wall, provision can be made to mount the remote control unit directly to the LST casing front panel or side panel on either the left or right hand side.

It is recommended that in these situations you contact your Zehnder Area Sales Manager for assistance.

Mounted on Side Panel



Mounted on Front Panel

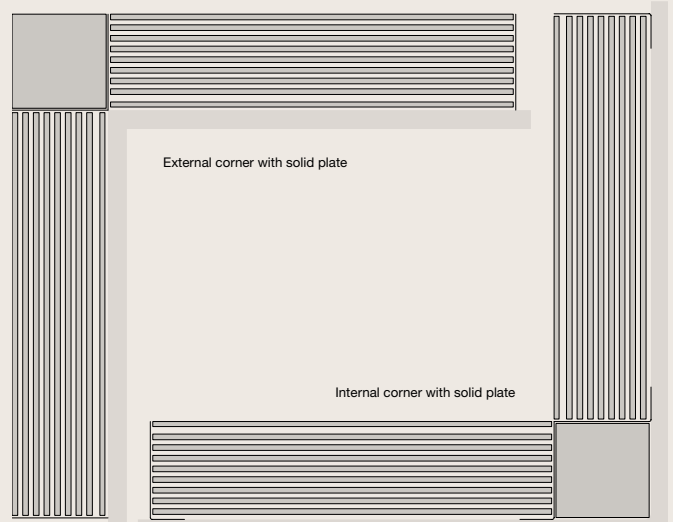


Corner Plates

Steel plates are available for both internal and external corner installations.

It is the responsibility of the customer to submit his requirements in writing with a template for the corner plate at the time of quotation.

Corner plates



Heating Cooling Air Filtration

At Zehnder, you will find the best heating and ventilation technology for your construction project: radiators from Zehnder are effective, economical and visually attractive for any project.

Natural radiation heat is the basis of the systems for radiant heating and cooling, which must ensure comfortable heat or pleasant cooling especially in office buildings as well as in sports and events arenas and factories. All of this with maximum economy and without maintenance costs.

Proper and healthy heating and cooling go hand in hand with clean and fresh air. Comfosystems from Zehnder ensure that heat is not achieved at the expense of the air we breathe. Fresh air is provided, the used air together with odours and moisture is removed and the energy is recovered.

The Zehnder Clean Air Solutions air filtration units are used in buildings with a particular dust problem, such as factories. Using the electrostatic principle, specially innovative filters collect the finest particles and thus protect the staff and materials.

Whether it be heating, cooling, or clean and healthy air the systems from Zehnder create a perfect indoor climate.

For further information please go to www.zehnder.co.uk

Radiators



Systems for radiant heating and cooling



Comfosystems for fresh room air




Clean Air Solutions for dust-free air






Zehnder solutions



Radiators



Systems for radiant heating and cooling



Clean Air Solutions

Internet



www.zehnder.eu

