



**NOVELLINI**  
ANNIVERSARY



## SHOWER PANELS

BATHROOM  
SOLUTIONS

FROM ITALY





## EQUIPPED SHOWER PANELS

378	Vanity	389	Soul
380	Dress	394	Pures
384	Flag	396	Glamm
385	Flow		
386	Cascata		

# RESPECT ENVIRONMENT AND SAFETY



Each of our products has been planned and made to meet the latest European standards regarding quality, safety and respect for environment. The use of production processes with low environmental impact, decreased emission of toxic substances and a considerable reduction in energy consumption are immediate answers to problems of a world in constant evolution.



The range is vast, extremely high quality and probably the most versatile in the market - anything is possible in terms of scale and design. Throughout the world Novellini creates inspiring bathrooms that appeal to individuals at home, via our merchant partners. And, working alongside architects and designers, we create bathroom environments that complement the home, creating a tranquil space promoting Well-being within the living environment.

# EQUIPPED PANELS

---

Novellini's technological interpretation of the water fountain for your bathroom. Essential tactile design.



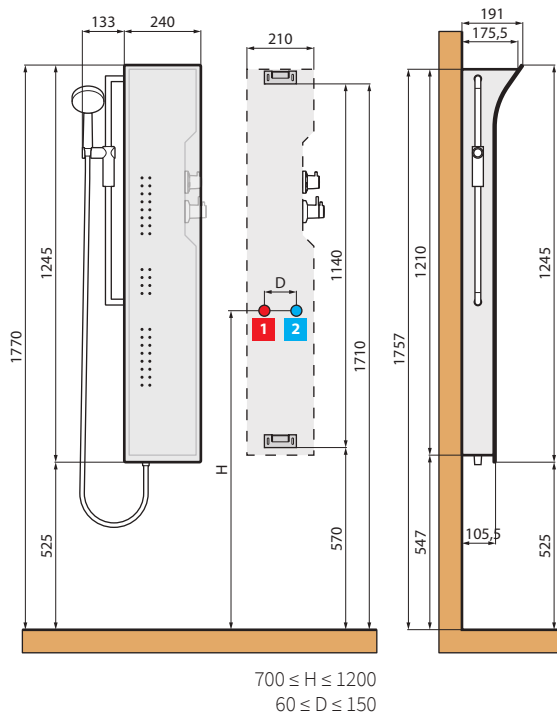


# EQUIPPED PANELS

EQUIPPED SHOWER PANELS

# VANITY

## EQUIPPED PANEL for wall fitting



1 2 Water connections for wall mounted fittings

### HYDRAULIC CHARACTERISTICS

- Optimum dynamic pressure 2-5 bar
- 1/2" hot water connection
- Cold water connection 1/2"



Hidden side mixer

Dimensions (cm)	Code	Select the colour / Price					
		A	U	I	M	N	V
		Glossy white	Matt white	White wood	Grain	Burlington	Wenge

## THERMOSTATIC MIXER



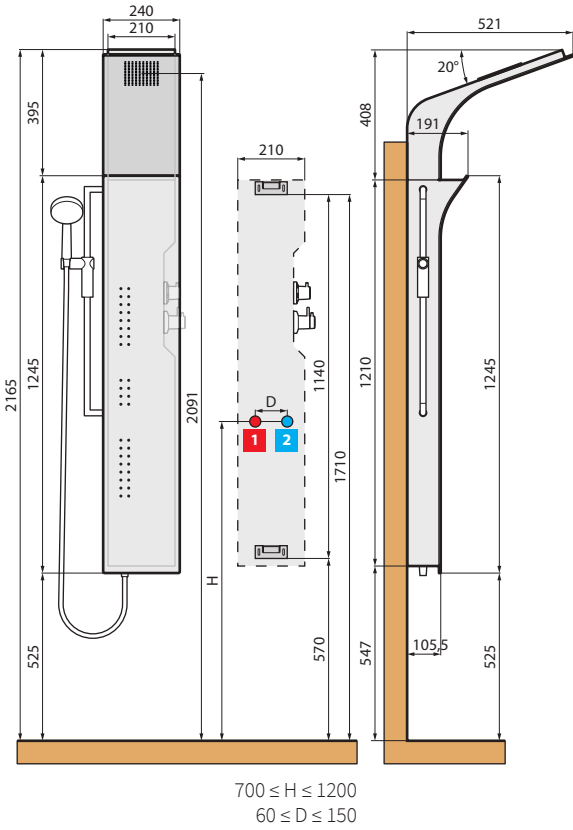
24 x 17,8 x H 124,5	<b>VANITY1VT-</b>						
		£ 849	£ 875	£ 902	£ 902	£ 902	£ 902

HOW TO CHOOSE YOUR PRODUCT USING THE CODES:

VANITY1VT-A = VANITY1VT- + A

# VANITY S

## EQUIPPED PANEL for wall fitting



1 2 Water connections for wall mounted fittings

### HYDRAULIC CHARACTERISTICS

- Optimum dynamic pressure 2-5 bar
- 1/2" hot water connection
- Cold water connection 1/2"



Hidden side mixer

Dimensions (cm)	Code	Select the colour / Price					
		A	U	I	M	N	V
		Glossy white	Matt white	White wood	Grain	Burlington	Wenge

### THERMOSTATIC MIXER



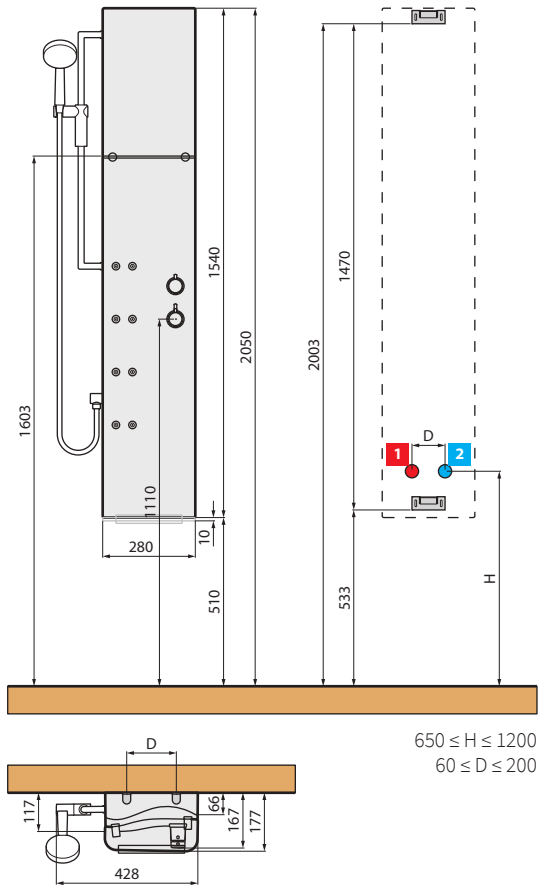
24 x 52 x H 164	VANITY2VTF-						
		£ 1.117	£ 1.143	£ 1.170	£ 1.170	£ 1.170	£ 1.170

HOW TO CHOOSE YOUR PRODUCT USING THE CODES:

VANITY2VTF-A = VANITY2VTF- + A

# DRESS

## EQUIPPED PANEL for wall fitting



### HYDRAULIC CHARACTERISTICS

- Optimum dynamic pressure 2-5 bar
- 1/2" hot water connection
- Cold water connection 1/2"



Dimensions (cm)	Code	Select the colour / Price			
		30	79	29	28

Glossy white    Matt white    Grey    Black

### THERMOSTATIC MIXER



28 x 18,7 x H 154	<b>DRESS2VT-</b>				
		£ 760	£ 795	£ 831	£ 831

HOW TO CHOOSE YOUR PRODUCT USING THE CODES:

**DRESS2VT-30** = **DRESS2VT-** + **30**

### OPTIONAL



Foot rest

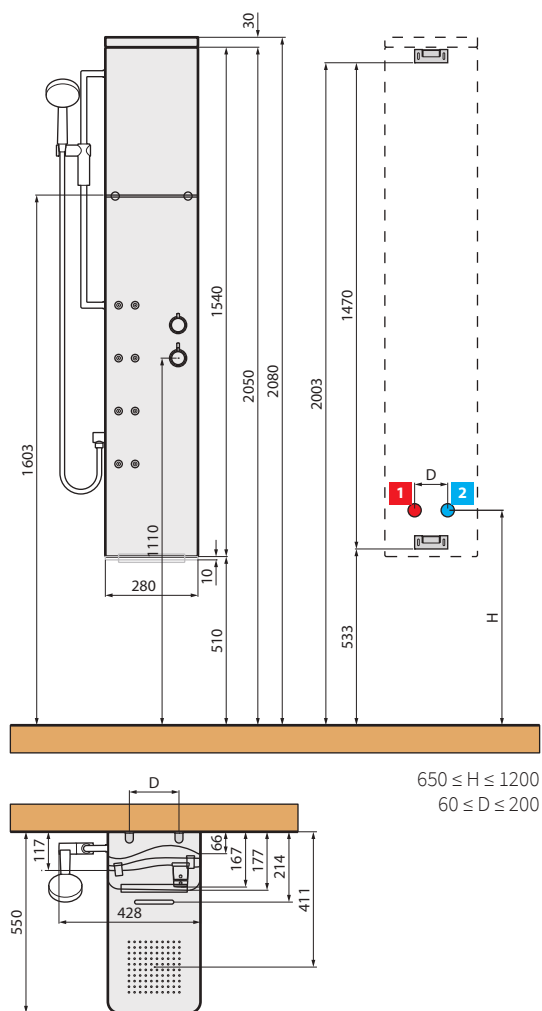
**POGPDRE**  
£ 68



# DRESS S

## EQUIPPED PANEL

for wall fitting



Dimensions (cm)	Code	Select the colour / Price			
		30	79	29	28
		Glossy white	Matt white	Grey	Black



### HYDRAULIC CHARACTERISTICS

- Optimum dynamic pressure 2-5 bar
- 1/2" hot water connection
- Cold water connection 1/2"

### THERMOSTATIC MIXER




28 x 55 x H 158	DRESS2VTF-				
		£ 929	£ 964	£ 1.000	£ 1.000

HOW TO CHOOSE YOUR PRODUCT USING THE CODES:

DRESS2VTF-30 = DRESS2VTF- + 30

### OPTIONAL

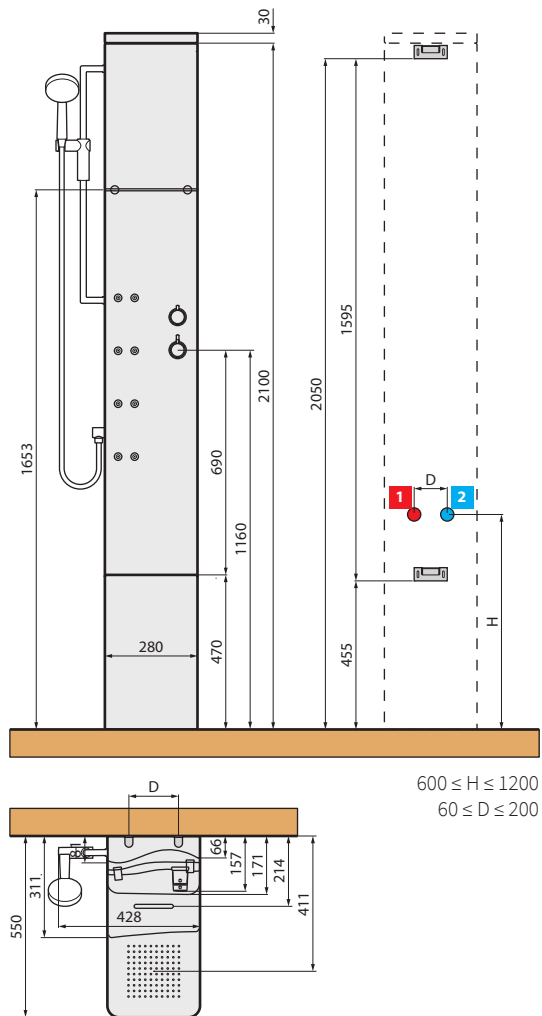


Foot rest

**POGPDRE**  
£ 68

# DRESS PLUS

**EQUIPPED PANEL**  
for wall fitting



Dimensions (cm)	Code	Select the colour / Price			
		30	79	29	28
		Glossy white	Matt white	Grey	Black



## HYDRAULIC CHARACTERISTICS

- Optimum dynamic pressure 2-5 bar
- 1/2" hot water connection
- Cold water connection 1/2"

## THERMOSTATIC MIXER



28 x 55 x H 213	DRESS1VTF-	Select the colour / Price			
		30	79	29	28
		£ 1.143	£ 1.179	£ 1.214	£ 1.214

HOW TO CHOOSE YOUR PRODUCT USING THE CODES:

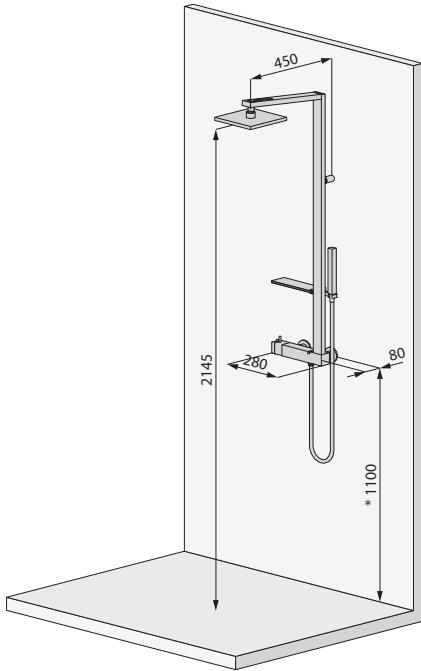
DRESS1VTF-30 = DRESS1VTF- + 30



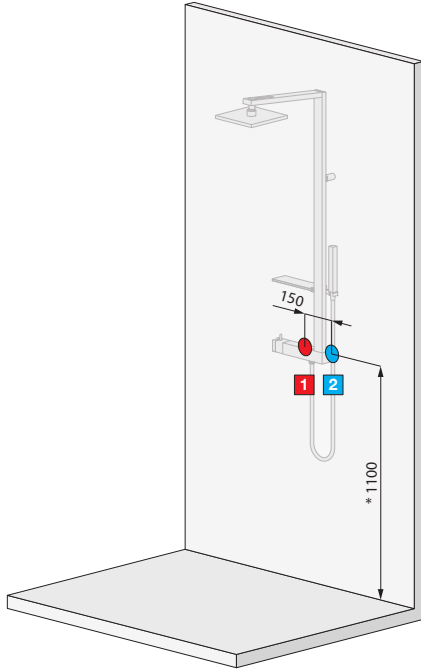
EQUIPPED SHOWER PANELS

# FLAG

**EQUIPPED PANEL**  
for wall fitting



**Shower head**  
**250x250 mm**



1 2 Water connections for wall mounted fittings

**HYDRAULIC CHARACTERISTICS**

- Optimum dynamic pressure 2-5 bar
- 1/2" hot water connection
- Cold water connection 1/2"



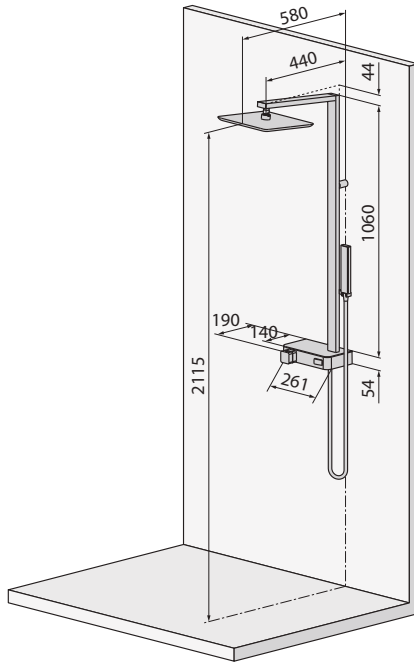
Mixer	Dimensions (cm)	Code	Price
THERMOSTATIC	28 x H 116	FLAG-T-K	£ 692



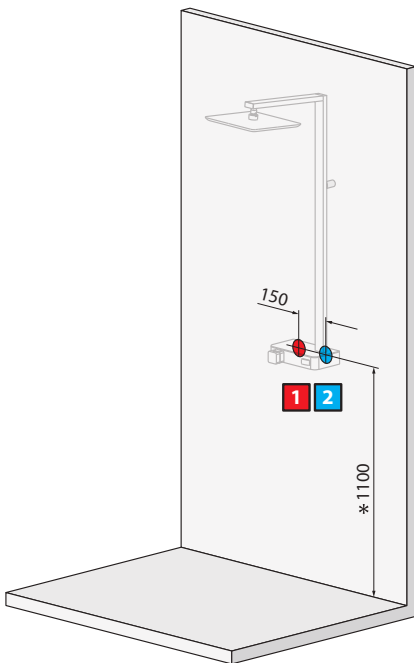
● IN STOCK UK  
(Other products) please check availability

# FLOW

## SHOWER COLUMN for wall fitting



Shower head  
250x250 mm



1 2 Water connections for wall mounted fittings

### HYDRAULIC CHARACTERISTICS

- Optimum dynamic pressure 2-5 bar
- 1/2" hot water connection
- Cold water connection 1/2"



Mixer	Dimensions (cm)	Code	Select the colour		
			A	H	W

White Black Mirror



THERMOSTATIC	26 x 115,8	FLOWT-	£ 714	£ 714	£ 714
--------------	------------	--------	-------	-------	-------

HOW TO CHOOSE YOUR PRODUCT USING THE CODES:

FLOWT-A

=

FLOWT-

+

A



White



Black



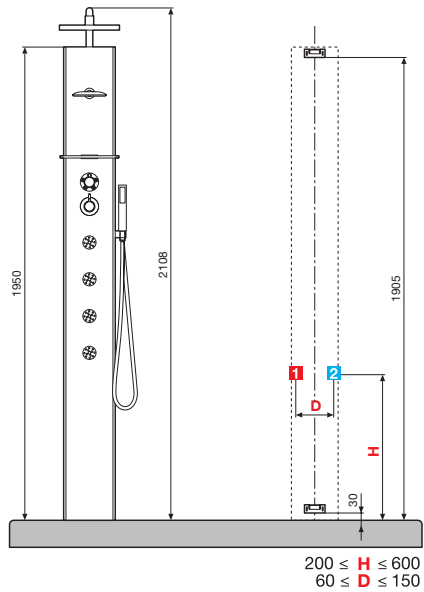
Mirror

• IN STOCK UK

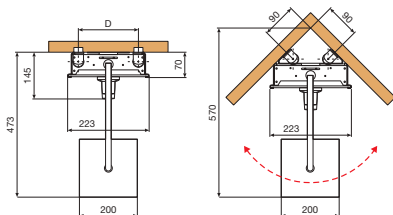
(Other products) please check availability

# CASCATA 1

**EQUIPPED PANEL**  
for corner or wall fitting



**Shower head**  
200x200 mm



Mixer	Dimensions (cm)	Code	Select the colour			Price
			A	H	W	

White Black Mirror



<b>THERMOSTATIC</b>	22,3 x 211	<b>CASC 1 V T-</b>					£ 1.043
---------------------	------------	--------------------	--	--	--	--	---------

HOW TO CHOOSE YOUR PRODUCT USING THE CODES:

CASC1VT-A

= CASC1VT-

+ A



1 2 Water connections for wall mounted fittings

## HYDRAULIC CHARACTERISTICS

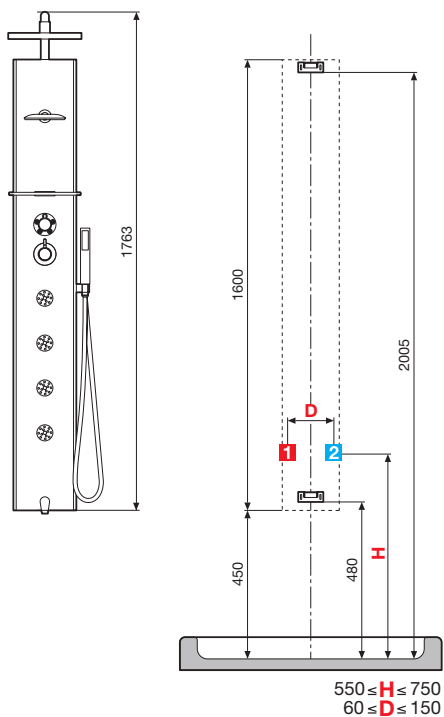
- Optimum dynamic pressure 2-5 bar
- 1/2" hot water connection
- Cold water connection 1/2"

Please check availability

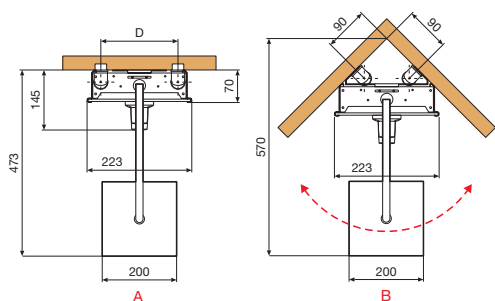
# CASCATA 2

## EQUIPPED HYDRO MASSAGE PANEL

for wall fitting, available also with bathtub filler



Shower head  
200x200 mm



1 2 Water connections for wall mounted fittings

### HYDRAULIC CHARACTERISTICS

- Optimum dynamic pressure 2-5 bar
- 1/2" hot water connection
- Cold water connection 1/2"



Mixer	Dimensions (cm)	Code	Select the colour			Price
			A	H	W	
			White	Black	Mirror	



### FOR ENCLOSURE

THERMOSTATIC	22,3 x 176	CASC 2 V T-				£ 905
--------------	------------	-------------	--	--	--	-------

### FOR BATH

THERMOSTATIC	22,3 x 176	CASC 2 V T E-				£ 998
--------------	------------	---------------	--	--	--	-------

HOW TO CHOOSE YOUR PRODUCT USING THE CODES:

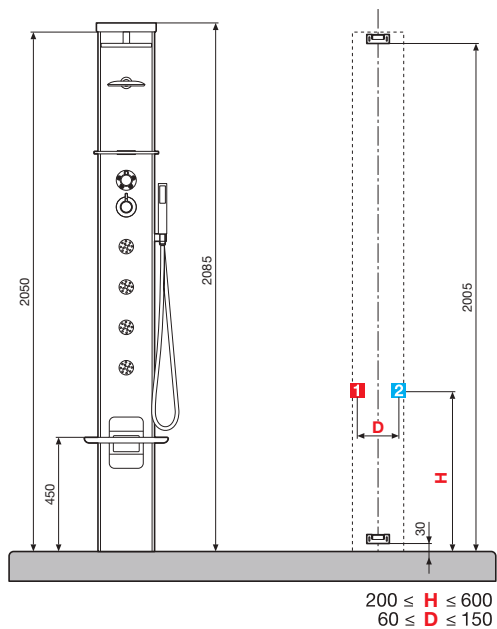
CASC2VTE-A = CASC2VTE- + A

• IN STOCK UK

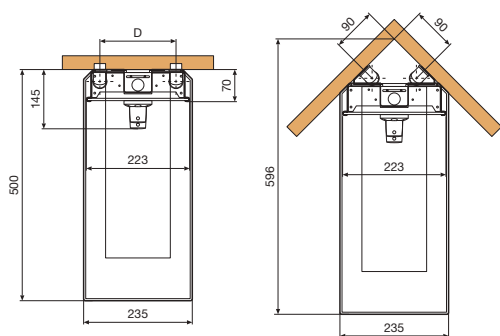
(Other products) please check availability

# CASCATA 3

**EQUIPPED PANEL**  
for corner or wall fitting



**Shower head**  
200x200 mm



White



Black

**1** **2**   
1 2 Water connections for wall mounted fittings

## HYDRAULIC CHARACTERISTICS

- Optimum dynamic pressure 2-5 bar
- 1/2" hot water connection
- Cold water connection 1/2"



Mixer	Dimensions (cm)	Code	Select the colour	Price
			A H	
			White Black	



<b>THERMOSTATIC</b>	22,3 x 208,5	<b>CASC 3 V T-</b>		£ 1.172
---------------------	--------------	--------------------	--	---------

HOW TO CHOOSE YOUR PRODUCT USING THE CODES:

CASC3VT-A	=	CASC3VT-	+	A
-----------	---	----------	---	---

Please check availability

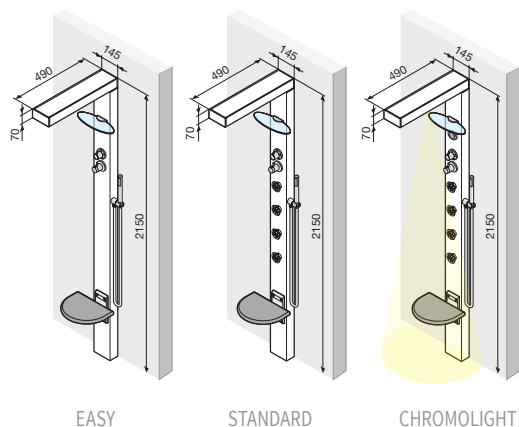


# SOUL 1

COLLECTION  
Elysium

## EQUIPPED PANEL

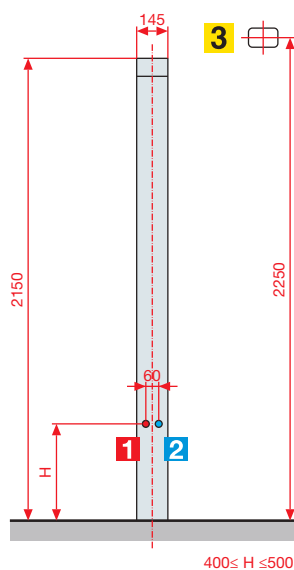
for wall fitting



EASY

STANDARD

CHROMOLIGHT



Shower head  
ø 120 mm



Mixer	Dimensions (cm)	Code	Price
-------	-----------------	------	-------

### STANDARD VERSION



THERMOSTATIC	49 x 14,5 H 215	SOUL 1 T-B	£ 1.028
--------------	-----------------	------------	---------

### HYDROMASSAGE VERSION



THERMOSTATIC	49 x 14,5 H 215	SOUL 1 V T-B	£ 1.245
--------------	-----------------	--------------	---------

### CHROMOLIGHT VERSION



THERMOSTATIC	49 x 14,5 H 215	SOUL 1 V CRT-B	£ 1.406
--------------	-----------------	----------------	---------



#### HYDRAULIC CHARACTERISTICS

- Optimum dynamic pressure 2-5 bar
- 1/2" hot water connection
- Cold water connection 1/2"

#### ELECTRICAL CHARACTERISTIC

- Supply voltage 220-230 V
- Frequency 50 Hz
- Nominal power: 10 W

The equipped panel in Chromolight version must be fitted upstream with a 30 mA circuit breaker with a minimum contact of 3mm.

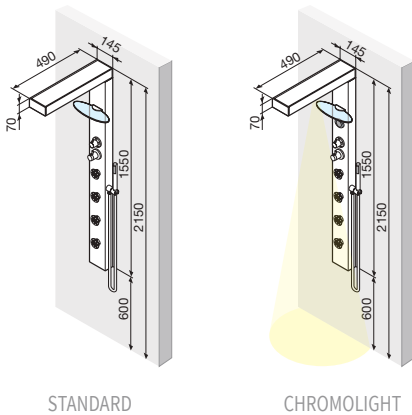
Please check availability

# SOUL 2

COLLECTION  
Mylsium

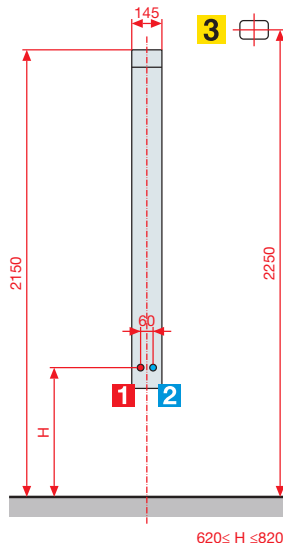
## EQUIPPED HYDRO MASSAGE PANEL

for wall fitting, available also with bathtub filler.



STANDARD

CHROMOLIGHT



Shower head  
ø 120 mm



Mixer	Dimensions (cm)	Code	Price

## HYDROMASSAGE VERSION



THERMOSTATIC	49 x 14,5 H 155	SOUL 2 V T- B	£ 974
WITH BATH FILLER SPOUT	49 x 14,5 H 155	SOUL 2 V T E- B	£ 1.028



### HYDRAULIC CHARACTERISTICS

- Optimum dynamic pressure 2-5 bar
- 1/2" hot water connection
- Cold water connection 1/2"

### ELECTRICAL CHARACTERISTIC

- Supply voltage 220-230 V
- Frequency 50 Hz
- Nominal power: 10 W

## CHROMOLIGHT VERSION



THERMOSTATIC	49 x 14,5 H 155	SOUL 2 V CR T- B	£ 1.082
WITH BATH FILLER SPOUT	49 x 14,5 H 155	SOUL 2 V CR T E- B	£ 1.190

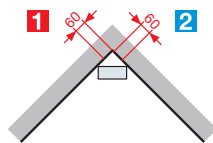
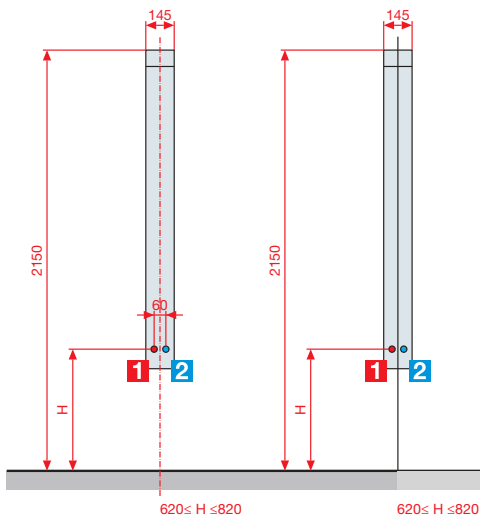
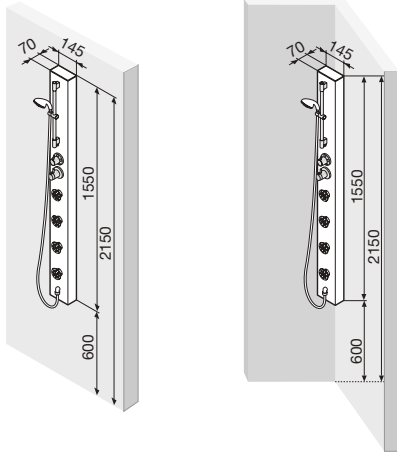
The equipped panel in Chromolight version must be fitted upstream with a 30 mA circuit breaker with a minimum contact of 3mm.

Please check availability

# SOUL 3

COLLECTION  
lysium

## EQUIPPED PANEL for corner or wall fitting



Mixer	Dimensions (cm)	Code	Price
THERMOSTATIC	H 155	SOUL 3 V T- B	£ 758



1 2 Water connections for wall mounted fittings

### HYDRAULIC CHARACTERISTICS

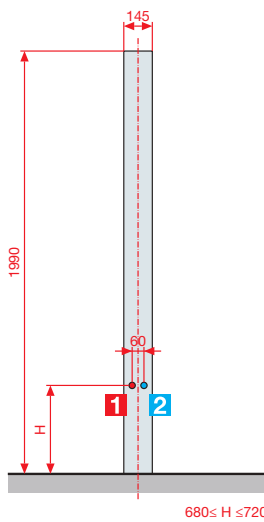
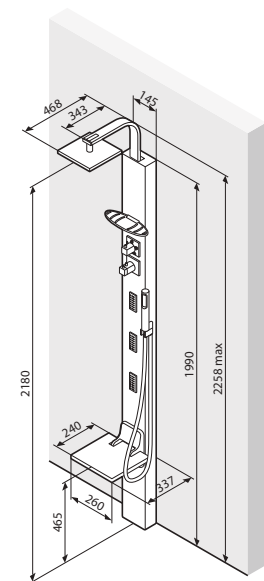
- Optimum dynamic pressure 2-5 bar
- 1/2" hot water connection
- Cold water connection 1/2"

Please check availability

# SOUL 4

COLLECTION  
Mylsium

**EQUIPPED PANEL**  
for corner or wall fitting



**Shower head**  
250x250 mm



Mixer	Dimensions (cm)	Code	Price
THERMOSTATIC	H 224,5	SOUL 4 V T-K	£ 1.406



1 2 Water connections for wall mounted fittings

### HYDRAULIC CHARACTERISTICS

- Optimum dynamic pressure 2-5 bar
- 1/2" hot water connection
- Cold water connection 1/2"

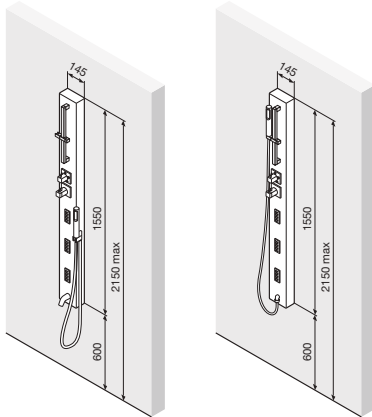
Please check availability

# SOUL 5

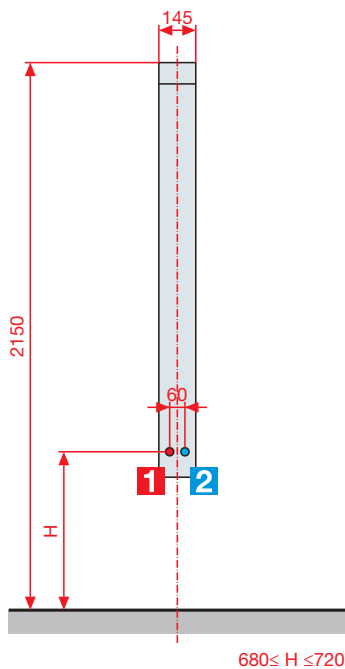
COLLECTION  
Elysium

## EQUIPPED HYDRO MASSAGE PANEL

for wall fitting, available also with bathtub filler



WITH Bath filler spout



680 ≤ H ≤ 720



Mixer	Dimensions (cm)	Code	Price
THERMOSTATIC	H 155	SOUL 5 V T-K	£ 974
WITH BATH FILLER SPOUT	H 155	SOUL 5 V TE-K	£ 1.082



1 2 Water connections for wall mounted fittings

### HYDRAULIC CHARACTERISTICS

- Optimum dynamic pressure 2-5 bar
- 1/2" hot water connection
- Cold water connection 1/2"

### STANDARD FEATURES



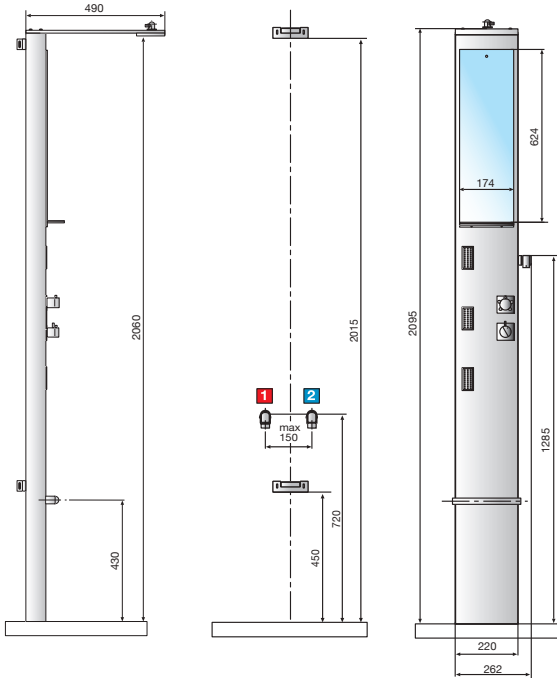
bath spout

Please check availability

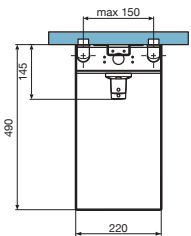
# PURES 1

COLLECTION  
Nylsium

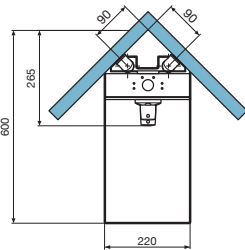
**EQUIPPED PANEL**  
for corner or wall fitting



**Shower head**  
220x145 mm



Central-wall fitting



Corner fitting



Dimensions (cm)	Code	Select the colour				
		A	P	Q	T	W
		White	Ash	White Oak	Teak	Mirror

## THERMOSTATIC MIXER



49 x 22 x H 210	<b>PURES 1 V T-</b>					
		£ 1.599	£ 1.657	£ 1.657	£ 1.657	£ 1.734

HOW TO CHOOSE YOUR PRODUCT USING THE CODES:

PURES1VT-A

= PURES1VT-

+ A



1 2 Water connections for wall mounted fittings

### HYDRAULIC CHARACTERISTICS

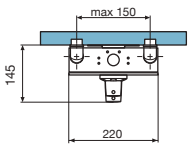
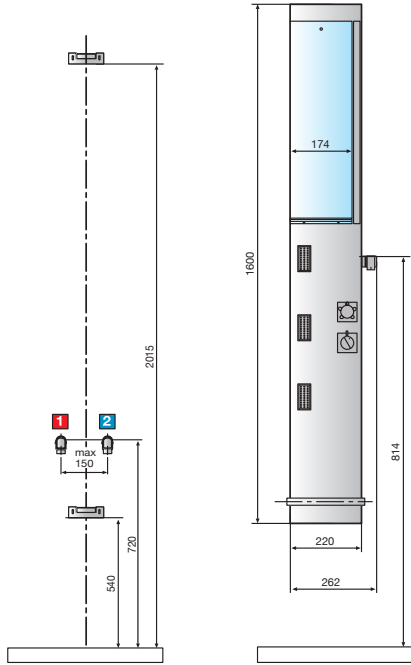
- Optimum dynamic pressure 2-5 bar
- 1/2" hot water connection
- Cold water connection 1/2"

Please check availability

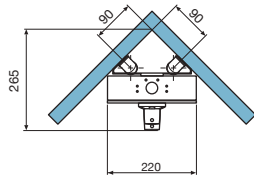
# PURES 2

COLLECTION  
Elysium

**EQUIPPED PANEL**  
for corner or wall fitting



Central-wall fitting



Corner fitting



Dimensions (cm)	Code	Select the colour				
		A	P	Q	T	W
		White	Ash	White Oak	Teak	Mirror

## THERMOSTATIC MIXER



13,5 x 22 x H 160	<b>PURES 2 V T-</b>					
		£ 1.361	£ 1.419	£ 1.419	£ 1.419	£ 1.496

HOW TO CHOOSE YOUR PRODUCT USING THE CODES:

PURES2VT-A

=

PURES2VT-

+

A



1 2 Water connections for wall mounted fittings

### HYDRAULIC CHARACTERISTICS

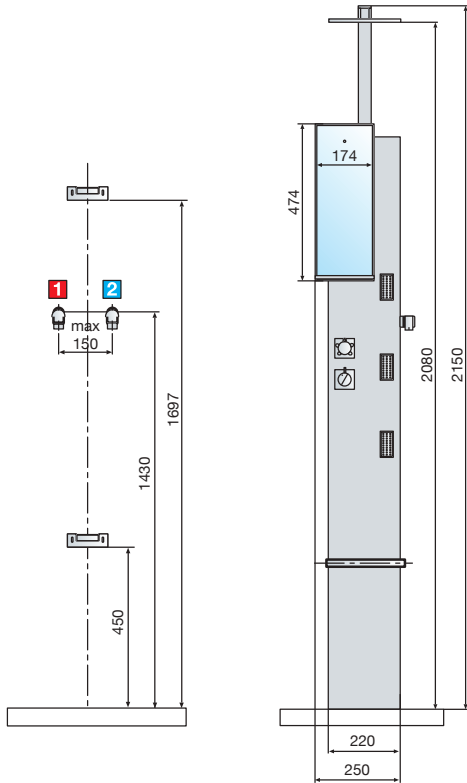
- Optimum dynamic pressure 2-5 bar
- 1/2" hot water connection
- Cold water connection 1/2"

Please check availability

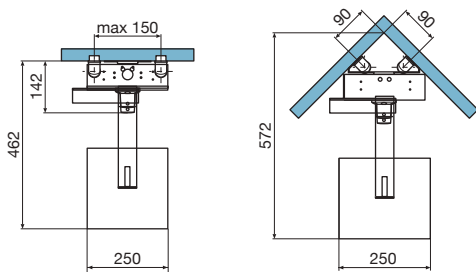
# GLAMM 1

COLLECTION  
Mysium

**EQUIPPED PANEL**  
for corner or wall fitting



**Shower head**  
250x250 mm



Dimensions (cm)	Code	Select the colour				
		A	P	Q	T	W
		White	Ash	White Oak	Teak	Mirror

## THERMOSTATIC MIXER



44 x 25 x H 215	<b>GLAM 1 V T-</b>					
		£ 1.599	£ 1.657	£ 1.657	£ 1.657	£ 1.734

HOW TO CHOOSE YOUR PRODUCT USING THE CODES:

GLAM1VT-A

= GLAM1VT-

+ A



1 2 Water connections for wall mounted fittings

### HYDRAULIC CHARACTERISTICS

- Optimum dynamic pressure 2-5 bar
- 1/2" hot water connection
- Cold water connection 1/2"

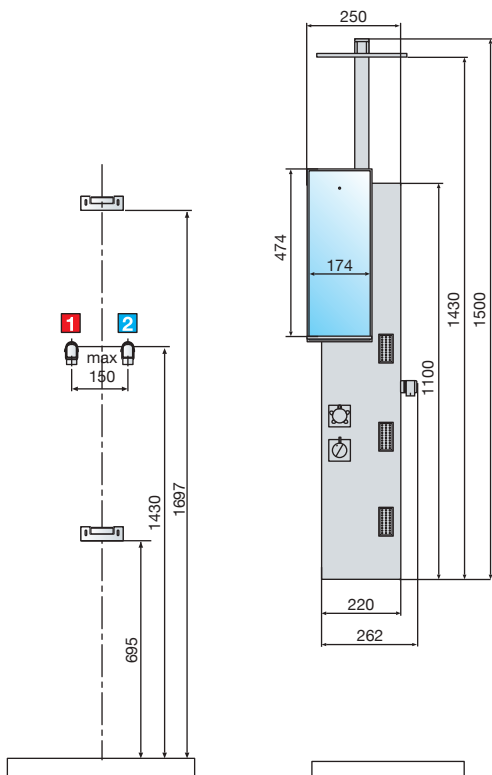
Please check availability



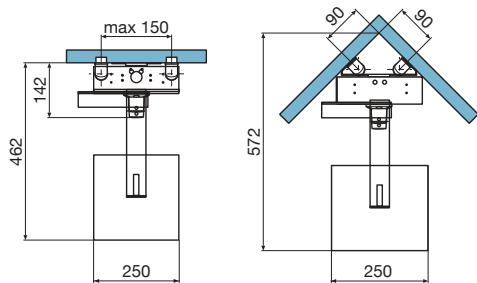
# GLAMM 2

COLLECTION  
Mylsium

**EQUIPPED PANEL**  
for corner or wall fitting



**Shower head**  
250x250 mm



Dimensions (cm)	Code	Select the colour				
		A	P	Q	T	W
		White	Ash	White Oak	Teak	Mirror

## THERMOSTATIC MIXER



44 x 34 x H 150	<b>GLAM 2 V T-</b>					
		£ 1.361	£ 1.419	£ 1.419	£ 1.419	£ 1.496

HOW TO CHOOSE YOUR PRODUCT USING THE CODES:

GLAM2VT-A = GLAM2VT- + A

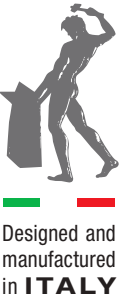


1 2 Water connections for wall mounted fittings

### HYDRAULIC CHARACTERISTICS

- Optimum dynamic pressure 2-5 bar
- 1/2" hot water connection
- Cold water connection 1/2"

Please check availability



**Novellini UK Ltd**

Unit 11, Caxton Court - Porters Wood  
St Albans - Hertfordshire - AL3 6XT  
Tel: 01727-229922 - Fax: 01727-838232  
info-uk@novellini.com

**[www.novellini.co.uk](http://www.novellini.co.uk)**

