

# KALDEWEI

Franz Kaldewei GmbH & Co. KG  
Beckumer Strasse 33-35  
59229 Ahlen  
Germany  
tel. +49 2382 785 0  
fax +49 2382 785 200  
www.kaldewei.com

AUSTRALIA  
Bathe  
tel. +61 2 9518 0163  
e-mail: sales@bathe.net.au

AUSTRIA  
Kaldewei Österreich GmbH  
tel. +49 2382 785 0  
e-mail: info@kaldewei.de

BALTIC STATES  
Julijus Neufeld  
tel. +370 068573525  
e-mail: j.neufeld@ivc.lt

BELGIUM  
Egeda NV  
tel. +32 14 22 26 08  
e-mail: info@egeda.be

CHINA  
Kaldewei Far East Ltd.  
tel. +86 21 6473 7813  
e-mail: kaldewei@china.com

CZECH REPUBLIC  
Kaldewei CS, s.r.o.  
tel. +420 241 092 150  
e-mail: info@kaldewei.cz

DENMARK  
Puracera  
tel. +45 40193280  
e-mail: info@puracera.dk

FINLAND  
IMG Interiors  
tel. +358 9 622 9150  
e-mail: img.interiors@co.inet.fi

GREECE  
Niveco AG  
tel. +30 21 0988 0180  
e-mail: nikitasvlachos@niveco.gr

HUNGARY  
Török Szaniter BT  
tel. +36 1 2501846  
e-mail: kaldewei@kaldewei.hu

ICELAND  
Trobeo  
tel. +354 5 113131  
e-mail: trobeo@mmedia.is

INDIA  
Kaldewei South East Asia Pte. Ltd.  
tel. +91 961 970 3001  
e-mail: mukund.patel@kaldewei.com

ITALY  
Kaldewei Italia S.r.l.  
tel. +39 0472 200 953  
e-mail: info@kaldewei.it

JAPAN  
Tform  
tel. +81 6 6632 2838  
e-mail: info@tform.co.jp

KAZAKHSTAN  
A. Sukhenko  
tel. +7 7212 308238  
e-mail: kaldewei\_kz@mail.ru

MIDDLE EAST/NEAR EAST  
Diane Ritzau-Starkmann  
tel. +49 171 49 33 624  
e-mail: diane.ritzau-starkmann@kaldewei.de

NETHERLANDS  
Wijnbeek Sanitair BV  
tel. +31 251 361 010  
e-mail: mail@wijnbeek.nl

NEW ZEALAND  
Metrix Imports Limited  
tel. +64 9 444 5656  
e-mail: info@metrix.co.nz

NORWAY  
Holtan Trading AS  
tel. +47 63853830  
e-mail: post@holtans.no

POLAND  
Kaldewei Polska Spółka z o.o.  
tel. +48 22 720 16 03  
e-mail: poczta@kaldewei.pl

RUSSIA  
000 Kaldewei  
tel. +7 495 232 1951  
e-mail: info.russia@kaldewei.com

SLOVAKIA  
Kaldewei CS, s.r.o.  
tel. +420 241 092 150  
e-mail: info@kaldewei.cz

SOUTH AFRICA  
House of Style  
tel. +27 21 506 4506  
e-mail: kaldewei@yelloimport.com

SOUTH EAST ASIA  
Kaldewei South East Asia Pte. Ltd.  
tel. +65 6899 2487  
e-mail: steve.tay@kaldewei.com

SOUTH KOREA  
Hyunwoo Trading Co., Ltd.  
tel. +82 2 547 3522  
e-mail: hyunwookr@hotmail.com

SPAIN  
Kaldewei España, S.L.  
tel. +34 93 224 1150  
e-mail: info@kaldewei.es

SWEDEN  
Langenfeld Bad AB  
tel. +46 8 7020775  
e-mail: info@langenfeld.se

SWITZERLAND  
Zentrallager Schweiz  
tel. +41 62 2052100  
e-mail: lager.schweiz@kaldewei.de


UKRAINE  
B. Byshovets  
tel. +380 50 3104265  
e-mail: kaldewei@ua.fm

UNITED KINGDOM  
Kaldewei UK Ltd.  
tel. +44 1480 498 053  
e-mail: sales-uk@kaldewei.com

UNITED STATES/CANADA  
Kaldewei USA Inc.  
tel. +1 317 774 3226  
e-mail: chad.novinger@kaldewei.com

# KALDEWEI

The Whirl Programme.






Add a little luxury to bathing and experience the Kaldewei way to reduce stress symptoms after a hard day's work or after intense exercising. Kaldewei whirlpool systems provide an invigorating massage to your entire body giving you a new sense of tranquility and inner harmony.

Seven Kaldewei whirlpool systems use water, air and heat to ensure pleasant relaxation for body and soul. Additional features such as exclusive lighting concepts, innovative piping technologies and elegant bath designs will help transform your bathroom into a haven for you and your family.

<b>Company</b>	..... Page	4 – 13
<b>Whirl systems</b>	..... Page	14 – 15
<b>Jet nozzles</b>	..... Page	16 – 17
<b>Piping</b>	..... Page	18 – 19
<b>Lightning</b>	..... Page	20 – 21
<b>Control</b>	..... Page	22 – 23
<b>Easy-clean finish</b>	..... Page	24 – 25
<b>Whirlness</b>	..... Page	26 – 27
<b>Regeneration</b>	..... Page	28 – 29
<b>Equipment</b>	..... Page	30 – 31
<b>Multiverso</b>	..... Page	32 – 33
<b>Whirlpools</b>	..... Page	34 – 47



PIONEERS MADE IN GERMANY

Shaping the future means inventing it. The basis for any success is product excellence. Kaldewei has continually created product milestones and revolutionized the market. In 1934 we introduced the first freestanding bath in Germany. In 1957 the first seamless baths made from a single sheet of steel were launched. With this technology Kaldewei became the market leader in Germany. In 1989 Kaldewei introduced TURBO WHIRL, the first pipe-free whirlsystem. In 2009 CONOFLAT celebrated a premiere as the world's first absolutely floor-level shower tray with an enamelled waste cover. The company was named "Brand of the Century" in Germany in 2010, honouring almost a century of pioneering achievements.



CREATIVITY AND STYLE

Kaldewei baths and shower trays are meticulously crafted with steel enamel 3.5 mm. They are masterpieces of bathroom design: extravagant, exquisite and elegant. Designed as prestige items they can transform every bathroom into a shrine of aesthetic sensuousness. Today, Kaldewei is one of the world's most prestigious bath manufacturers – with over 60 awards to prove it. The products, created with internationally renowned designers including Sottsass Associati, Milan, and Phoenix Design of Stuttgart and Tokyo, range from traditional baths to avant-garde floor-level shower trays and are acknowledged by experts throughout the world as contemporary works of modern bath culture.



IF design award China, awarded by the Industrie Forum Hannover. Gute Gestaltung, awarded by the "Deutscher Designer club e.V. (DDC)". Good Design, awarded by The Chicago Athenaeum, Museum for Architecture and Design. The International Design Prize, Baden-Württemberg. IF Product Design Award, awarded by the Industrie Forum Hannover. "universal" design award, "reddot" award for high design quality, awarded by the Design Zentrum North-Rhine Westfalia, Essen. Nominated for the Design Prize conferred by the Federal Republic of Germany. DP3D - The German prize for 3 dimensionality. Interior Innovation Award, awarded by Rat für Formgebung. Design Plus Sanitär Heizung Klima, awarded by Messe Frankfurt GmbH.

KALDEWEI STEEL ENAMEL 3.5 MM

Putting so much effort and pioneering spirit into our designs, we are certainly not going to cut corners in our choice of materials. Kaldewei works exclusively with premium steel enamel 3.5 mm, manufactured in our own enamelling ovens in Germany.


Discover the highest quality standards and inherent characteristics of Kaldewei steel enamel 3.5 mm – made in Germany. It is a surface that guarantees many distinct advantages.



**HYGIENIC**  
Bacteria don't have a chance to settle on the smooth, glass-hard surface.



**ACID AND CHEMICAL RESISTANT**  
The surface is resistant to nail varnish, perfumes and hair tinting lotions.



**IMPACT RESISTANT**  
The 3.5 mm thickness of the material is unbeatably resistant to knocks.



**HEAT RESISTANT**  
Burning and glowing objects like cigarettes or candles do not leave marks on the surface.



**COLOURFAST AND LIGHTFAST**  
Enamel is resistant to UV light and does not fade, even after 30 years' of usage.



**ABRASION PROOF**  
If metal rubs on enamel, the metal rubs off; the enamel is unaffected.



ECOLOGICAL SUSTAINABILITY - THE CONCEPT OF THE FUTURE

Kaldewei has followed the path of ecological sustainability for over 90 years. Systematic implementation of this material philosophy means that all baths and shower trays made of Kaldewei steel enamel 3.5 mm can be completely recycled at the end of their lifetime. Thanks to the eco-friendly processes used in manufacture, packaging, transportation and disposal, Kaldewei is the first German sanitary ware manufacturer to be certified as sustainable in accordance with ISO 14025 by the German Institute of Building and Environment.





### 30-YEAR GUARANTEE

Kaldewei has always understood how to create products with lasting value – through its spirit of permanent innovation and through the use of long-lasting, durable enamel. Kaldewei steel enamel 3.5 mm guarantees the stability, solidity and durability of all baths and shower trays. Extensive tests have shown that the thickness of the enamel layers and their composition guarantee highest impact resistance. In everyday use, this means that there is no need to worry if something falls into the bath. Even playing and splashing children can bathe without a care. Guaranteed for 30 years.

## RELAXATION COMES FROM MANY SOURCES

### VIVO TURBO AND VIVO TURBO PLUS

In a fast-moving world and rushing to meet deadlines, the whirlpool bath is becoming increasingly valued. Here you can concentrate on your body in peace and experience the pure pleasure of water with all your senses. The simple power of water can be used specifically for wellbeing and relaxation. The intensity of the whirlpool ranges from gentle caressing by stimulating the senses to a powerful all-over massage of skin and musculature. The special feature of the VIVO TURBO whirlpool system is its excellent hygienic characteristics. Disinfection is not necessary. This has been confirmed by independent testing institutes. Individually adjustable whirl programmes and the addition of air following the Venturi principle round off the whirlpool experience.

### VIVO VITA

One of the best counterbalances to the stress of everyday life is weightless floating in your whirl bath. In the VIVO VITA whirl system, a pleasant sparkling air stream flows through the water. Pre-warmed air rises from the base in tiny air bubbles. At the same time, numerous bubbles stimulate the nerve endings in the skin, which feels like a pleasant full-body massage. This soft massage has a relaxing and soothing effect on your mind. In addition, the cleaning effect of the tiny air bubbles is significantly higher than that of a conventional bath. Whirl intensity can be smoothly adjusted using the bath keyboard, from the soft stroke effect to a lasting effect of stimulating vibration and shaking massage.

### VIVO AQUA ECO AND VIVO AQUA

The VIVO AQUA ECO is a perfect introduction into the Kaldewei whirl world. In this whirl system, water massage jets are targeted directly at your body through four or six nozzles (depending on bath design). Air can be optionally added to massage jet after the Venturi principle for a pleasant, massaging pressure on your skin and base layer. The intensity of the addition of air can be smoothly adjusted by the turn knob. In the VIVO AQUA whirl system, water massage jets are targeted directly at your body through six or eight nozzles (depending on bath design). Air can be optionally added to massage jet after the Venturi principle for a pleasant, massaging pressure on your skin and base layer. Massage effect can be smoothly increased by the turn knob to receive a soft vibratory massage with relaxing depth effect.

### VIVO VARIO ECO AND VIVO VARIO PLUS

A whirl bath with the VIVO VARIO ECO whirl system ideally combining the effects of water and air provides the best conditions for relaxation after stress and sports activities. A pleasant sparkling flow of air rises upward in tiny bubbles from the base jets. At the same time, numerous bubbles stimulate your skin, which feels like a pleasant full-body massage. These soft strokes have a relaxing and soothing effect on your mind. At the same time, the water massage jet from pairs of jets in the sides is targeted directly at your skin to relax your muscles and to stimulate the circulation. The VIVO VARIO PLUS whirl system ideally combines the positive actions of air and water. All functions are controlled through a comfortable touch display. The desired effect is reached thanks to 22 to 24 jets, depending on bath design. While the base jets create a sparkling bubbling effect known as the Kaldewei champagne effect, the rotating side jets provide a pleasant massage for the skin and muscles. Eight rotating side jets intensify massage effect even more reaching every part of the body. Additional jets, integrated in the foot reflex and lumbar zones, provide a relaxing full-body massage.



Side jet in **VIVO TURBO** and **VIVO TURBO PLUS**.



Floor jet with air in **VIVO VITA** and **VIVO VARIO ECO**.



Side jet with air mixture in **VIVO AQUA ECO**, **VIVO AQUA** and **VIVO VARIO ECO**.



Microjet with air mixture in **VIVO VARIO PLUS**.



Rotating side jet with air mixture in **VIVO VARIO PLUS**.



Floor jet with air and Kaldewei champagne effect in **VIVO VARIO PLUS**.



## UNIQUE TECHNOLOGY

### VIVO TURBO AND VIVO TURBO PLUS

The VIVO TURBO whirl system provides a unique whirl technology, exclusive to Kaldewei. The key feature in the VIVO TURBO whirl system is the nozzles: Each individually vertically mounted nozzle sucks up to 108 litres of water per minute and swirls it back into the bath in the form of a pure water massage jet. This allows the VIVO TURBO whirl system to function without any piping connections between the nozzles.

### VIVO VITA

In the VIVO VITA whirl system, pre-heated air gushes out of base nozzles into the water and thus helps ensure a pleasant and uniform whirl effect.

### VIVO AQUA ECO AND VIVO AQUA

The VIVO AQUA ECO and VIVO AQUA whirl systems massage the whole body with pure water. The water massage jets loosen up the muscles and stimulate the circulation in the process. Regulating the air addition and the speed-controlled pump (only for VIVO AQUA), the massage effect can be individually adjusted. In addition, the nozzles can be oriented to suit the respective body size, allowing the massage jet to be directed precisely where it is required.

### VIVO VARIO ECO

Water and air ensure the positive stimulation of skin and muscles. Since the water massage jets in the VIVO VARIO ECO system can be directed with pinpoint accuracy by adjusting the lateral massage nozzles, it is also possible to massage acupuncture points. A remarkably quiet blower allows the pre-heated air to emerge from the base nozzles in fine air bubbles which climb upward. These ensure a pleasant, uniform whirl effect.

### VIVO VARIO PLUS

Thanks to regulation of the active air volume added via an additional air blower, as well as the speed-controlled pumps, the VIVO VARIO PLUS whirl system allows the massage effect of the rotating side nozzles to be further intensified. Pre-heated air and water gushes out of the base nozzles, ensuring a pleasant, uniform whirl effect. This whirl system also boasts the unrivalled Kaldewei champagne effect. During the process of mixing in the water, super-fine air bubbles are generated, causing a pleasant tingling on the skin and gently allowing the body to float in the bath. The microjet nozzles positioned in the foot reflex zone and lumbar region are also operated with air and water. Carefully focused on these body parts, the microjet nozzles generate a feel-good massage and complete the massage effect.



Side jet in the VIVO TURBO and VIVO TURBO PLUS.



Floor jet in the VIVO VITA and VIVO VARIO ECO.



Side jet in the VIVO AQUA ECO, VIVO AQUA, VIVO VARIO ECO.



Microjet nozzle in the VIVO VARIO PLUS.



Rotating side jet in the VIVO VARIO PLUS.



Floor jet in the VIVO VARIO PLUS.

ABSOLUTE HYGIENE AND EASE OF MAINTENANCE

VIVO TURBO AND VIVO TURBO PLUS

After the bath, the jets empty automatically, which allows optimal hygiene standards to be maintained. All components which are exposed to water can be cleaned easily using a hand shower. Since the system functions without piping, there is no chance of standing water. This eliminates the need for costly chemical disinfection and since all whirl baths from Kaldewei are equipped with steel enamel 3.5 mm and the easy-clean finish as standard, cleaning the bath is also child's play. Conclusion: compared to conventional systems, the VIVO TURBO whirl system allows clear savings in costs and time.

VIVO VITA

The red air pipes are arranged in such a way that when the plughole fitting is opened, the whirlpool system is emptied completely. Moreover, after the whirlpool bath has emptied, the system is automatically blown dry, meaning no moisture is retained. This ensures optimal hygiene standards are maintained.

VIVO AQUA ECO AND VIVO AQUA

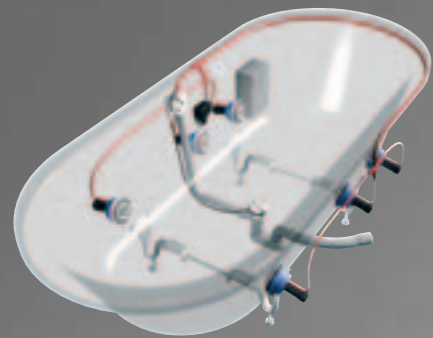
Water is pumped through the blue pipes, while the red pipes convey air for the passive air addition. The pipes are arranged in such a way that when the plughole fitting is opened, the whirlpool bath system is emptied completely. This ensures optimal hygiene standards are maintained. Optionally, the VIVO AQUA system can also be equipped with a disinfection unit.

VIVO VARIO ECO


With a newly-developed blower - which although very quiet is still remarkably effective - the VIVO VARIO ECO system provides peaceful and relaxing whirlpool enjoyment. Water is pumped through the blue pipes, while the red pipes convey air for the passive air addition. The pipes are arranged in such a way that when the plughole fitting is opened, the whirlpool bath system is emptied completely. This ensures optimal hygiene standards are maintained. An integrated disinfection unit is also optionally available.

VIVO VARIO PLUS


With two water pumps and two blowers, this system offers maximum performance. Water is pumped through the blue pipes, while the red pipes convey air. The special arrangement of the pipes ensures emptying with no water remaining after the valve cone is opened in the floor of the bath. The disinfection of the blue pipes carrying water is ensured via an automatic disinfection programme. The red pipes conveying air, meanwhile, are also automatically blown dry. This ensures optimal hygiene standards are maintained.




The **VIVO TURBO** and **VIVO TURBO PLUS** systems function without piping, meaning no chance of standing water.




In **VIVO VITA**, the system is automatically blown dry after being emptied.



The arrangement of the piping in the **VIVO AQUA** ensures emptying of the whirlpool system with no water remaining.



In the **VIVO VARIO ECO**, an integrated disinfection unit is optionally available.



With two water pumps and two blowers, the **VIVO VARIO PLUS** system offers maximum performance.



Nothing is effective as light, to create your own desired atmosphere at bath time. Together with a relaxing bath, coloured lighting can accentuate the feel-good factor in terms of atmosphere. Light transforms the bath into a wellness oasis, while surges of colour are stimulating and uplifting for body and mind. To ensure you obtain the desired atmosphere, the individual lighting can be selected from a wide range of options.

### UNDERWATER LIGHT FITTING AND SPECTRAL LIGHT FOR WHIRL BATHS

An optionally available LED underwater light fitting helps ensure more atmospheric lighting of the whirl bath and water. Moreover, the optionally available spectral light helps enhance - as part of colour therapy for example - the feel-good effect of the light still further. At the touch of a button, your chosen colour bathes the surroundings in the desired light. Colours create a special atmosphere, stimulate the metabolism, provide cells with energy and can thus trigger positive emotions.



### ILLUMINATED JETS FOR THE VIVO TURBO

An exclusive light concept was developed for the VIVO TURBO, which further intensifies the lighting effect: Illuminated jets in white or blue. Each individually illuminated jet boasts not only the latest LED technology, but a beautiful lighting pattern which perfectly complements their uniqueness.



## EQUIPMENT

### VIVO TURBO AND VIVO TURBO PLUS

With the VIVO TURBO equipment, the whirling intensity can be smoothly adjusted, with an interval switch allowing the automatic increase or reduction of whirling intensity. In addition, the VIVO TURBO also offers passive air addition and the possibility of individually adjusting the orientation of the massage jets. VIVO TURBO incorporates a level control device and indication of the whirling intensity. The VIVO TURBO PLUS comfort feature offers individual control of each jet in addition to the basic set of functions. In this way, multiple individual whirl programmes can be selected, to massage and revive various body parts. For example, uniformly and rhythmically switching between shoulder, hips and legs, or each of these body parts separately. With the VIVO TURBO and VIVO TURBO PLUS equipment, all the functions can be easily set from the user friendly membrane keyboard.

### VIVO VITA

The membrane keyboard can be used to activate and switch off the whirl operation and underwater lighting fitting. The plus and minus buttons regulate the whirling intensity, and an interval switch allows an automatic increase or reduction of the whirling intensity during the switch-on time.

### VIVO AQUA ECO AND VIVO AQUA

The VIVO AQUA ECO system is switched on and off via a pneumatic switch – namely at the touch of a button. The VIVO AQUA system provides a membrane keyboard, with which the intensity of the massage jets can be adjusted, as well as switching the optionally available underwater lighting fitting on and off. The passive air addition can be controlled on both systems via a control knob.

### VIVO VARIO ECO

With the VIVO VARIO ECO, the whirling intensity of the side and floor jets can be smoothly adjusted with the plus and minus buttons. An interval switch allows the automatic increase or reduction of the whirling intensity. In addition, this whirl system also offers passive air addition, and the possibility of individually adjusting the orientation of the massage jets. Available on request: underwater lighting fitting, spectral light and an automatic disinfection system. All functions can be easily controlled using the convenient membrane keyboard.

### VIVO VARIO PLUS

With the highly user-friendly touch display, all whirl functions are easily finger-controlled: the base and massage jets, the champagne effect, the whirling intensity, as well as the remaining bath time. The optionally available LED underwater lighting fitting, spectral light and water heating are equally easy to control. Since the whirlpool is often used by more than one person, four favourite settings can be stored via a memory function and recalled at any time as required.



With the **VIVO TURBO** equipment, the whirling intensity can be smoothly adjusted.



The **VIVO TURBO PLUS** comfort feature offers individual control of each jet in addition to the basic set of functions.



In the **VIVO VITA** and **VIVO AQUA**, the whirl operation and underwater light fitting can be controlled.



In the **VIVO VARIO ECO**, the whirling intensity of the side and floor jets can be smoothly adjusted.



In the **VIVO VARIO PLUS**, all whirl functions can be easily finger-controlled.



### 30-YEAR GUARANTEE

With the optional easy-clean finish from Kaldewei, water simply runs off the bath or shower tray, taking almost all dirt and lime particles with it. Even dried-on watermarks and lime residue can be removed easily. And because stringent cleaners are not needed – just a soft, damp cloth, the easy-clean finish has a positive effect on the environment too. The easy-clean finish is a surface finish that is permanently burnt onto the Kaldewei steel enamel 3.5 mm. It ensures unparalleled durability and long life. Even when the surface is wiped 1-2 times a day, the anti-stick properties remain unchanged 30 years later. Guaranteed.

The easy-clean finish comes as standard for all Kaldewei whirl baths.

EASY-CLEAN FINISH

## THE RIGHT WAY TO USE A WHIRLPOOL

A whirlpool bath set at the correct temperature has many pleasant effects on the body and soul. The hydro-massage relaxes the musculature and tissues, while the sparkling bubbles increase the feeling of weightlessness and intensively clean the skin. The positive qualities of whirl baths invigorate the body and spirit. So that you can enjoy a healthy and relaxed life, we would like to provide you with information about the positive effects of different whirl baths.\*



SYMPTOMS	TEMPERATURE	WHIRL TIME in minutes	BATHS per week	BATH PRODUCTS**	NOTES
Impaired circulation	Up to approx. 34 °C	15	4	Horse chestnut, hawthorn, oats	Alternate cold and hot baths not over 36 °C
Colds	38 °C	30	3	Eucalyptus, camomile, thyme, ivy, mountain pine	Follow up with a good night's sleep
Disturbed sleep	38 °C	30	7	Lavender, valerian, lemon balm	
Chronic fatigue	38 °C	25	7	Lavender, valerian, lemon balm	Evenings before retiring
Chronic fatigue	30 °C	10	7	Lemon, mint, camphor, rosmary	Mornings after rising
State of exhaustion	36 °C	20	4	Seaweed, rosemary, oats	Particularly well tolerated in the evening
Stress	37 °C	25	5	Lemon balm, camomile	
Migraines	32 °C	10		Rosmary, camomile, mint	At the onset of the attack where possible, followed by essential rest
Stiff muscles	38 °C	10		Spruce, horse chestnut	Whirl before and after sport
Convalescence (after illness)	34.5 °C	10	2	Rosmary, oats, hawthorn	Terminate bathing if you cannot tolerate it, low doses recommended
Increasing resis- tance, supporting the immune system	28 °C or below	7	7	Bay, camphor, eucalyptus, mint	Mornings
Increasing resis- tance, supporting the immune system	38 °C or above	7	7	Bay, camphor, eucalyptus, mint	Evenings
Menopause problems	33 °C	20	4	Horse chestnut, cala- mus, St John's wort	Evenings

\* The effects listed above can present differently in certain individuals.

\*\* Please do not use any oily or foaming bath products.

## TRIO OF TRAINING, NUTRITION AND REGENERATION

Every athlete knows the value of an individual training plan, tailored to meet personal needs, in improving physical fitness. However, performance in sport is not only down to regular training sessions. A carefully balanced trio of training, nutrition and regeneration are also crucial, to increase personal fitness and to prepare properly for athletic contests. Regardless of whether a fun runner or a top athlete – it is only during the regeneration phase that the body recovers and constructs the necessary muscles. For this reason, relaxation phases are vital for increasing sporting performance. Just stretching slightly is not enough.



## WHIRLING AS GENTLE REGENERATION

In today's world of rush and deadlines, the whirlpool bath is becoming increasingly important. This is a place where a peaceful focus envelops the body and one can experience the pure joy of water, in all its senses. The pure force of the water can be adjusted in a targeted manner for wellbeing and relaxation.

This is also what supports the experienced triathlete Dr. Hermann Aschwer, who has successfully competed in the legendary Ironman in Hawaii on multiple occasions, and who regularly uses the whirlpool after international competitions and training. "Whirling has a similar effect to a massage: The tensed muscles are loosened up by heat and targeted pressure", says Dr. Hermann Aschwer. Aschwer first experienced this in a triathlon in New Zealand, but whirl baths can also be used following other international competitions for optimal regeneration after strenuous physical exercise.

In general, the whirlpool bath tends to accelerate relaxation, since micro injuries, bleeding in the muscles, and also aching muscles are more swiftly relieved. Moreover, the tissue is also relaxed with improved local blood circulation, as sports doctors confirm. Whirling also has another advantage over conventional massage: The strength of the water jets and the air bubbles can be determined very individually, which has a particularly positive effect on subjective wellbeing.

A whirlpool bath after sport is thus not only effective for minor complaints such as aching muscles, but accelerates regeneration all-round and provides sustainable stimulation.

Specially arranged nozzles in Kaldewei whirl systems steer massage jets in different variations directly onto the desired areas of the body. Accordingly, a massaging pressure is generated on the skin, subcutaneous tissue and muscles. Loving strokes, foot reflex zone massage, a massage in the lumbar region or a whole body vibration and shaking massage can be smoothly adjusted with Kaldewei whirl systems to your requirements. Virtually all Kaldewei baths can be equipped with a whirl system, the elegant design of which suits almost all baths.

Dr. Hermann Aschwer, born in 1947, has been a triathlete since 1983, with around 260 triathlon and running events completed worldwide. His repertoire includes olympic, every-man, iron man and double iron man distances. He has run 37 ironman distances solo around the world. In addition, he has also made a name for himself as a specialist writer.



## WHIRL TECHNOLOGY

- All whirl baths from Kaldewei steel enamel 3.5 mm come with the easy-clean finish as standard.
- All whirl baths without floor jets can be equipped with the non-slip anti-slip/full anti-slip finish.
- An intelligent arrangement of the pipes and units ensure that after the whirlpool bath, no standing water remains in the system.
- The user-friendly Touch Display, which comes with the VIVO VARIO PLUS system as standard, offers optimal comfort.
- The VIVO VARIO PLUS whirl system comes with an automatic disinfection programme as standard. For the VIVO AQUA and VIVO VARIO ECO systems, the disinfection unit is optionally available.
- Guaranteed quality in terms of reliability as well as performance of the pumps and blower.
- The unit carrier for the pumps and blower is easily accessible where required (inspection/repair).
- All whirl systems are TÜV-certified and meet the DIN 4109 and SIA 181 (Swiss) "Sound insulation in buildings" noise protection standards.



	VIVO TURBO	VIVO TURBO PLUS	VIVO VITA	VIVO AQUA ECO	VIVO AQUA	VIVO VARIO ECO	VIVO VARIO PLUS
	water	water	air	water	water	air and water	air and water
JETS/ PIPING	Side jets (water)	6	6	–	4-6	6-8	6-8
	Floor jets (air)	–	–	10-12	–	–	10-12
	Micro jets in the lumbar region	–	–	–	–	–	2-4
	Micro jets in the foot reflexology zone	–	–	–	–	–	2
	Rotating side jets (water)	–	–	–	–	–	•
	Piping system	–	–	•	•	•	•
	No piping system (each jet has its own motor)	•	•	–	–	–	–
	Passive addition of air (Venturi principle)	•	•	–	•	•	•
	Active addition of air	–	–	–	–	–	•
	Individual alignment of the massage jet	•	•	–	•	•	•
	Continuous intensity adjustment	•	•	•	–	•	•
	Visible parts in chrome*	•	•	•	•	•	•
CONTROL	Interval function	•	•	•	–	•	•
	Individual control of jet pairs	–	•	–	–	–	–
	Pneumatic pushbutton	–	–	–	•	–	–
	Foil keypad for operation of all functions	•	•	•	–	•	–
	Touch display for control of all functions	–	–	–	–	–	•
	Kaldewei champagne effect	–	–	–	–	–	•
HYGIENE	Integrated discharge of residual water	•	•	•	•	•	•
	Automatic blow-drying function	–	–	•	–	–	•
	Automatic disinfection programme	–	–	–	–	–	•
	System to prevent bath running dry	•	•	–	•	•	•
OPTIONAL FEATURES	Underwater spotlights	•	•	•	–	•	•
	Spectral light	•	•	–	–	•	•
	Illuminated jets (white or blue)	•	•	–	–	–	–
	Water heating	–	–	–	–	–	•
	Disinfection unit	–	–	–	–	•	•
	Waste and overflow fitting with integrated inlet	•	•	•	•	•	•

\* On request, all visible parts are available in many additional colours

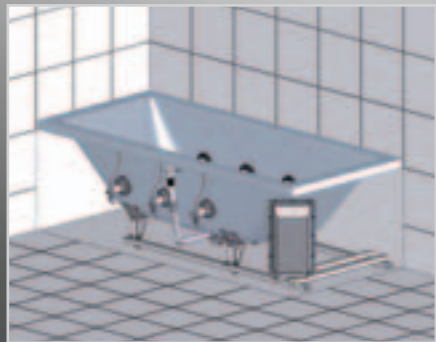


## PERFECT PANELLING


The MULTIVERSO panelling system is perfectly tailored to Kaldewei whirl baths. Not only is it optimally suited for panelling of Kaldewei rectangular, hexagonal, octagonal and oval baths, MULTIVERSO is also perfect for a wide range of installation locations. Whether it involves edges, corners, walls or a freestanding structure in the room: MULTIVERSO will always fit perfectly – and is also quick to assemble.

Better still: MULTIVERSO facilitates ventilation of the whirl system and guarantees optimal access to the whirl technology. And its surface is ideal for panelling e.g. with tiles, marble or wood.


Even oval and octagonal baths can be fully panelled. Special filling pieces solve the problem of any unfinished edges.




Installing the whirl bath in accordance with the assembly instructions.




Put together the **MULTIVERSO** longitudinal and side part at the corners and tighten the screws of the connection angle.




Adjust the frame governing the height of the whirl bath correspondingly, and mount onto the whirl bath using the edge and side fixing devices.



The lining panels should be cut correspondingly to fit the previously adjusted height of the bath and inserted into the frame.



The front side and mirror should be panelled with tiles, granite, wood or other materials.



Seal the whirl bath and **MULTIVERSO**. Caution: The lower edge must NOT be sealed.




■ ■ ■ **AVANTGARDE**

Exclusive designs combined with innovative shapes made of Kaldewei steel enamel 3.5 mm with a 30-year guarantee


■ ■ ■ **AMBIENTE**

Modern designs made of Kaldewei steel enamel 3.5 mm with a 30-year guarantee




**CENTRO DUO OVAL**

Those who value puristic simplicity and unfettered elegance will be right at home with a CENTRO bath. However, the outstanding feature of this bath range is not just the basic oval shape. Two identical backrests and the central overflow help ensure that bathing in twos and enjoying the whirling will be just as pleasant and comfortable. This bath is also available with freestanding panelling.



**CENTRO DUO 2**

The CENTRO DUO 2 with two rounded corners brings a touch of elegance to any wall.



**CENTRO DUO 1 right and left**

The CENTRO DUO 1 offers a wide range of installation options, with a right or left rounded corner. For example, as a corner solution.



**CENTRO DUO**

The CENTRO DUO is the classically elegant four-cornered model.



**CENTRO DUO 6**

The CENTRO DUO 6 impresses with a perfectly blended oval interior and hexagonal outer shape.



**CONODUO**

The CONODUO represents outstanding design with a distinctive styling for excellent bathing comfort. Together with the CONOFLAT shower tray, the CONODUO bath provides a consistent design concept. This bath is also available with freestanding panelling.



**ELLIPSO DUO OVAL**

True luxury means having your own time. And where better to celebrate this than in an ELLIPSO DUO bath? The ELLIPSO DUO OVAL underlines this feeling of luxury and extravagance still more, since its inner elliptic shape is also reflected in the external form.



**ELLIPSO DUO**

The soft, elliptic inner shape of the ELLIPSO DUO promises space and comfort. The rounded shoulder section and precisely laid side walls provide generous room, inviting those using singularly or as a pair to enjoy relaxed whirling and bathing.

BATHS	MODEL NO.	LENGTH cm	WIDTH cm	DEPTH cm	SIDE SECTION LENGTH cm	VIVO TURBO	VIVO TURBO PLUS	VIVO VITA	VIVO AQUA ECO	VIVO AQUA	VIVO VARIO ECO	VIVO VARIO PLUS	DESIGNER
CENTRO DUO OVAL	127	170	75	47		-/6/-	-/6/-	10/-/- <sup>1</sup>	-/6/-	-/8/-	10/8/-	10/8/4	Sottsass
	128	180	80	47		-/6/-	-/6/-	10/-/- <sup>1</sup>	-/6/-	-/8/-	10/8/-	10/8/4	Sottsass
CENTRO DUO 2	131	170	75	47		-/6/-	-/6/-	10/-/-	-/6/-	-/8/-	10/8/-	10/8/4	Sottsass
	135	180	80	47		-/6/-	-/6/-	10/-/-	-/6/-	-/8/-	10/8/-	10/8/4	Sottsass
CENTRO DUO 1 right	130	170	75	47		-/6/-	-/6/-	10/-/-	-/6/-	-/8/-	10/8/-	10/8/4	Sottsass
	137	180	80	47		-/6/-	-/6/-	10/-/-	-/6/-	-/8/-	10/8/-	10/8/4	Sottsass
CENTRO DUO 1 left	129	170	75	47		-/6/-	-/6/-	10/-/-	-/6/-	-/8/-	10/8/-	10/8/4	Sottsass
	136	180	80	47		-/6/-	-/6/-	10/-/-	-/6/-	-/8/-	10/8/-	10/8/4	Sottsass
CENTRO DUO	132	170	75	47		-/6/-	-/6/-	10/-/-	-/6/-	-/8/-	10/8/-	10/8/4	Sottsass
	133	180	80	47		-/6/-	-/6/-	10/-/-	-/6/-	-/8/-	10/8/-	10/8/4	Sottsass
CENTRO DUO 6	134	200	75	47	142.5	-/6/-	-/6/-	10/-/-	-/6/-	-/8/-	10/8/-	10/8/4	Sottsass
CONODUO	732	170	75	43		-/6/-	-/6/-	10/-/-		-/8/-	10/8/-	10/8/4	Sottsass
	733	180	80	43		-/6/-	-/6/-	12/-/- <sup>1</sup>		-/8/-	12/8/-	12/8/4	Sottsass
	734	190	90	43		-/6/-	-/6/-	12/-/- <sup>1</sup>		-/8/-	12/8/-	12/8/4	Sottsass
	735	200	100	43		-/6/-	-/6/-	12/-/- <sup>1</sup>		-/8/-	12/8/-	12/8/4	Sottsass
ELLIPSO DUO OVAL	232	190	100	45					-/6/-				Phoenix
ELLIPSO DUO	230	190	100	45		-/6/-	-/6/-		-/6/-	-/8/-			Phoenix

□ = mounting handles as standard (for an additional charge)  
<sup>1</sup> = also available with panelling

Whirl table explanation:  
 The figures in the above-listed tables represent the number of base nozzles/side nozzles/microjet nozzles for each whirl system.



**KUSATSU POOL**

In the KUSATSU POOL, which evokes the concept of Japanese bathing culture, the relaxing power comes from its depth. Thanks to its exceptional depth of 81 cm, this luxury class pool can be enjoyed by immersing the whole upper body in the water.




**MEGA DUO OVAL**

The MEGA DUO baths are tailor-made for couples wishing to enjoy bathing and whirlpool pleasures together. Not only are their needs best served by the two identically shaped back-rests and the central overflow, wide armrests on both sides of the bath are also featured. The MEGA DUO OVAL combines generosity with unique aesthetic qualities. This bath is also available with freestanding panelling.



**MEGA DUO**

The MEGA DUO is the ideal whirlpool bath for those who want to get closer. Thanks to its classic rectangular shape and the generous volume, double the pleasure is guaranteed for couples wishing to enjoy the bathing and the whirlpool.



**MEGA DUO 6**

For all those not wanting to miss out on the impressive design of this series, but seek a corner solution, we developed the hexagonal bath model MEGA DUO 6.



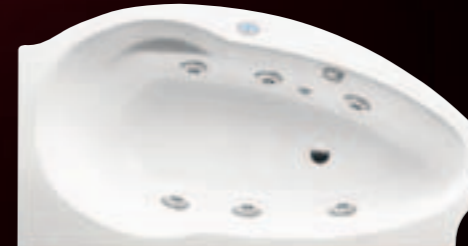
**PLAZA DUO right and left**

Enjoying the whirlpool and bathing as a pair is increasingly important for relations. The feeling of new harmony here is decisive, as achieved through the side by side bathing. This feeling is never better enjoyed than in the PLAZA DUO double bath, thanks to the very generous space and the shape that tapers to the foot end.



**PUNTA DUO 3**

The PUNTA DUO 3 represents a convincing creative corner solution with its generous interior space, offering outstanding and highly versatile bathing comfort with its lateral washbasin bowl, as well as its arm support, which can also be used as a seat. This bath is also available with panelling.



**STUDIO STAR right and left**

The STUDIO STAR brings atmosphere to the bath and reflects the ultimate in comfort and design. The interior boasts a generously dimensioned back section and integrated armrests. Externally it features a harmonious and asymmetrical design. And thanks to the panelling that is optimally tailored to the bath shape, the STUDIO STAR is genuinely unique in terms of baths. This bath is available in left- as well as right-handed designs.




**TWIN POOL**

The TWIN POOL stands out thanks to the combination of internal ellipse and an angular external shape giving it an unparalleled style. Its compact external dimensions, as well as its hexagonal shape, mean this pool can be installed in a highly versatile manner. And despite the seemingly narrow outer shape, the TWIN POOL boasts an exceptionally generous interior.

BATHS	MODEL NO.	LENGTH cm	WIDTH cm	DEPTH cm	SIDE SECTION LENGTH cm	VIVO TURBO	VIVO TURBO PLUS	VIVO VITA	VIVO AQUA ECO	VIVO AQUA	VIVO VARIO ECO	VIVO VARIO PLUS	DESIGNER
KUSATSU POOL	177	140	100	81		-/6/-	-/6/-						Sottsass
MEGA DUO OVAL	184	180	90	45		-/6/-	-/6/-	12/-/- <sup>1</sup>	-/6/-	-/8/-	12/8/-	12/8/4	Sottsass
MEGA DUO	180	180	90	45		-/6/-	-/6/-	12/-/-	-/6/-	-/8/-	12/8/-	12/8/4	Sottsass
MEGA DUO 6	182	214	90	45	152.7	-/6/-	-/6/-	12/-/-	-/6/-	-/8/-	12/8/-	12/8/4	Sottsass
PLAZA DUO right	190	180	120/80	43		-/6/-	-/6/-	12/-/-	-/6/-	-/8/-	12/8/-	12/8/6	Phoenix
PLAZA DUO left	192	180	120/80	43		-/6/-	-/6/-	12/-/-	-/6/-	-/8/-	12/8/-	12/8/6	Phoenix
PUNTA DUO 3	910	196.6	150.2	45	140	-/6/-	-/6/-	10/-/-	-/6/-	-/8/-	10/8/-	10/8/4	Phoenix
STUDIO right	826	170	90	43		-/6/- <sup>1</sup>	-/6/- <sup>1</sup>						Phoenix
STUDIO STAR right	827□	170	90	43		-/6/- <sup>1</sup>	-/6/- <sup>1</sup>						Phoenix
STUDIO left	828	170	90	43		-/6/- <sup>1</sup>	-/6/- <sup>1</sup>						Phoenix
STUDIO STAR left	829□	170	90	43		-/6/- <sup>1</sup>	-/6/- <sup>1</sup>						Phoenix
TWIN POOL	660	170	100	47	121.5	-/6/-	-/6/-						Phoenix

□ = mounting handles as standard (for an additional charge)  
<sup>1</sup> = also available with panelling

Whirl table explanation:  
 The figures in the above-listed tables represent the number of base nozzles/side nozzles/microjet nozzles for each whirl system.




**CLASSIC DUO OVAL**

Not too much or little. The CLASSIC DUO baths excel in their timeless and harmonious shape. Not only is the CLASSIC DUO OVAL optimally suited for comfortable bathing and whirlpool as a pair, its oval design means every bath has its own character.



**CLASSIC DUO OVAL WIDE**

A convincing and generously designed bath edge for the individual positioning of fittings. The inner shape entices with its two identical backrests, perfect for couples to enjoy bathing and whirlpool as a pair. The CLASSIC DUO OVAL WIDE is also available with freestanding panelling on request.



**CLASSIC DUO**

Slimmed down but sparing nothing in terms of comfort. Even the inside of the CLASSIC DUO entices with its two identical backrests, perfect for couples to enjoy bathing and whirlpool as a pair. Moreover, the classic rectangular bath will make it stand out in any bathroom.




**DYNA SET/DYNA SET STAR**

The DYNA SET is a combo-bath, which is optimally and equally suited for whirlpool, bathing and showering. A wide and level platform is used to support the dimensions of this compact bath. Also available with handles as the DYNA SET STAR.

BATHS	MODEL NO.	LENGTH cm	WIDTH cm	DEPTH cm	SIDE SECTION LENGTH cm	VIVO TURBO	VIVO TURBO PLUS	VIVO VITA	VIVO AQUA ECO	VIVO AQUA	VIVO VARIO ECO	VIVO VARIO PLUS	DESIGNER
CLASSIC DUO OVAL	112	160	70	43		-/6/-	-/6/-		-/6/-	-/6/-			Sottsass
	113	170	75	43		-/6/-	-/6/-	10/-/-	-/6/-	-/8/-	10/8/-	10/8/4	Sottsass
	111	180	80	43		-/6/-	-/6/-	10/-/-	-/6/-	-/8/-	10/8/-	10/8/4	Sottsass
CLASSIC DUO OVAL WIDE	115	180	80	43				10/-/- <sup>1</sup>		-/8/-	10/8/-	10/8/4	Sottsass
CLASSIC DUO	105	170	70	43		-/6/-	-/6/-	10/-/-	-/6/-	-/8/-	10/8/-	10/8/4	Sottsass
	107	170	75	43		-/6/-	-/6/-	10/-/-	-/6/-	-/8/-	10/8/-	10/8/4	Sottsass
	109	180	75	43		-/6/-	-/6/-	10/-/-	-/6/-	-/8/-	10/8/-	10/8/4	Sottsass
	110	180	80	43		-/6/-	-/6/-	10/-/-	-/6/-	-/8/-	10/8/-	10/8/4	Sottsass
	114	190	90	43		-/6/-	-/6/-	10/-/-	-/6/-	-/8/-	10/8/-	10/8/4	Sottsass
DYNA SET	626	160	70	43		-/6/-	-/6/-		-/6/-				Phoenix
	624	150	75	43		-/6/-	-/6/-		-/6/-				Phoenix
	620	170	75	43		-/6/-	-/6/-		-/6/-				Phoenix
	622	180	80	43		-/6/-	-/6/-		-/6/-				Phoenix
DYNA SET STAR	627□	160	70	43		-/6/-	-/6/-		-/6/-				Phoenix
	625□	150	75	43		-/6/-	-/6/-		-/6/-				Phoenix
	621□	170	75	43		-/6/-	-/6/-		-/6/-				Phoenix
	623□	180	80	43		-/6/-	-/6/-		-/6/-				Phoenix

□ = mounting handles as standard (for an additional charge)  
<sup>1</sup> = also available with panelling

Whirl table explanation:  
 The figures in the above-listed tables represent the number of base nozzles/side nozzles/microjet nozzles for each whirl system.



**NOVOLA DUO OVAL/NOVOLA DUO OVAL STAR**

The NOVOLA DUO OVAL is an eye-catcher in any bathroom. The distinct inner shape is enticing for pairs to enjoy the whirl bath. As the NOVOLA DUO OVAL STAR, also available with mounting handles.



**NOVOLA/NOVOLA STAR**

Everything created for your all-round enjoyment. Thanks to the distinct inner shape and a side positioned plughole, the feeling of wellbeing in the NOVOLA is unmatched. Also available with handles as NOVOLA STAR.



**NOVOLA DUO/NOVOLA DUO STAR**

Thanks to both exceptionally comfortable backrests and the central overflow, the NOVOLA DUO/NOVOLA DUO STAR is optimised for comfortable bathing with a partner.



**NOVOLA SET/NOVOLA SET STAR**

The single-seated NOVOLA SET/NOVOLA SET STAR offers impressive versatility. This bath allows you not only to lie down comfortably, but its level base also provides stability and freedom of movement when showering.



**NOVOLA DUO 6/NOVOLA DUO 6 STAR**

Everything created for your all-round enjoyment. The hexagonal outer shape of the NOVOLA DUO 6/NOVOLA DUO 6 STAR means it can be installed in many different ways.

BATHS	MODEL NO.	LENGTH cm	WIDTH cm	DEPTH cm	SIDE SECTION LENGTH cm	VIVO TURBO	VIVO TURBO PLUS	VIVO VITA	VIVO AQUA ECO	VIVO AQUA	VIVO VARIO ECO	VIVO VARIO PLUS	DESIGNER
NOVOLA DUO OVAL	260	180	80	44					- / 4 / -				Kurz
NOVOLA DUO OVAL STAR	270□	180	80	44					- / 4 / -				Kurz
NOVOLA	252	170	75	44					- / 4 / -				Kurz
NOVOLA STAR	253□	170	75	44					- / 4 / -				Kurz
NOVOLA DUO	256	180	80	44					- / 4 / -				Kurz
NOVOLA DUO STAR	257□	180	80	44					- / 4 / -				Kurz
NOVOLA SET	261	170	80	44					- / 4 / -				Kurz
NOVOLA SET STAR	262□	170	80	44					- / 4 / -				Kurz
NOVOLA DUO 6	254	210	80	44	149.9				- / 4 / -				Kurz
NOVOLA DUO 6 STAR	255□	210	80	44	149.9				- / 4 / -				Kurz

□ = mounting handles as standard (for an additional charge)  
 1 = also available with panelling

Whirl table explanation:  
 The figures in the above-listed tables represent the number of base nozzles/side nozzles/microjet nozzles for each whirl system.



**PURO**

In addition to puristic design, the special bottom length of the PURO offers exceptional bathing and whirlpool comfort.



**PURO with side overflow**

This version has the overflow shifted to the side. This makes it easier to lean back and get the full relaxed whirlpool enjoyment.



**RONDO/RONDO STAR**

Even better if you have someone to cuddle up to. The rounded design of the RONDO bath interior provides considerable space at the ends of the bath for the upper body. Meanwhile, the wide armrests provide additional comfort for those enjoying whirlpool and bathing.



**RONDO 6/RONDO 6 STAR**

Optimally suited regardless of the installation conditions – the hexagonal RONDO 6/RONDO 6 STAR.



**RONDO 8/RONDO 8 STAR**

Even the basic shape of the classic RONDO rectangular bath offers a wealth of space. The interlinked curves create the required space for ultimate relaxation when lying down. This also applies to the RONDO 8/RONDO 8 STAR.

BATHS	MODEL NO.	LENGTH cm	WIDTH cm	DEPTH cm	SIDE SECTION LENGTH cm	VIVO TURBO	VIVO TURBO PLUS	VIVO VITA	VIVO AQUA ECO	VIVO AQUA	VIVO VARIO ECO	VIVO VARIO PLUS	DESIGNER
PURO	683	160	70	42		-/6/-	-/6/-	12/-/-	-/6/-	-/8/-	12/8/-	12/8/4	Kaldewei
	687	170	70	42		-/6/-	-/6/-	12/-/-	-/6/-	-/8/-	12/8/-	12/8/4	Kaldewei
	652	170	75	42		-/6/-	-/6/-	12/-/-	-/6/-	-/8/-	12/8/-	12/8/4	Kaldewei
	691	170	80	42		-/6/-	-/6/-	12/-/-	-/6/-	-/8/-	12/8/-	12/8/4	Kaldewei
	653	180	80	42		-/6/-	-/6/-	12/-/-	-/6/-	-/8/-	12/8/-	12/8/4	Kaldewei
PURO with side overflow	684	160	70	42		-/6/-	-/6/-	12/-/-	-/6/-	-/8/-	12/8/-	12/8/4	Kaldewei
	688	170	70	42		-/6/-	-/6/-	12/-/-	-/6/-	-/8/-	12/8/-	12/8/4	Kaldewei
	656	170	75	42		-/6/-	-/6/-	12/-/-	-/6/-	-/8/-	12/8/-	12/8/4	Kaldewei
	692	170	80	42		-/6/-	-/6/-	12/-/-	-/6/-	-/8/-	12/8/-	12/8/4	Kaldewei
	657	180	80	42		-/6/-	-/6/-	12/-/-	-/6/-	-/8/-	12/8/-	12/8/4	Kaldewei
RONDO	700	170	75	44		-/6/-	-/6/-	10/-/-	-/6/-	-/8/-	10/8/-	10/8/4	Phoenix
	710	180	80	44		-/6/-	-/6/-	12/-/-	-/6/-	-/8/-	12/8/-	12/8/4	Phoenix
RONDO STAR	701□	170	75	44		-/6/-	-/6/-	10/-/-	-/6/-	-/8/-	10/8/-	10/8/4	Phoenix
	711□	180	80	44		-/6/-	-/6/-	12/-/-	-/6/-	-/8/-	12/8/-	12/8/4	Phoenix
RONDO 6	706	197	75	44	140.6	-/6/-	-/6/-	10/-/-	-/6/-	-/8/-	10/8/-	10/8/4	Phoenix
	716	206	80	44	147	-/6/-	-/6/-	12/-/-	-/6/-	-/8/-	12/8/-	12/8/4	Phoenix
RONDO 6 STAR	707□	197	75	44	140.6	-/6/-	-/6/-	10/-/-	-/6/-	-/8/-	10/8/-	10/8/4	Phoenix
	717□	206	80	44	147	-/6/-	-/6/-	12/-/-	-/6/-	-/8/-	12/8/-	12/8/4	Phoenix
RONDO 8	708	170	75	44	140.6	-/6/-	-/6/-	10/-/-	-/6/-	-/8/-	10/8/-	10/8/4	Phoenix
	718	180	80	44	150	-/6/-	-/6/-	12/-/-	-/6/-	-/8/-	12/8/-	12/8/4	Phoenix
RONDO 8 STAR	709□	170	75	44	140.6	-/6/-	-/6/-	10/-/-	-/6/-	-/8/-	10/8/-	10/8/4	Phoenix
	719□	180	80	44	150	-/6/-	-/6/-	12/-/-	-/6/-	-/8/-	12/8/-	12/8/4	Phoenix


□ = mounting handles as standard (for an additional charge)  
 1 = also available with panelling

Whirl table explanation:  
 The figures in the above-listed tables represent the number of base nozzles/side nozzles/microjet nozzles for each whirl system.



**VAIO DUO OVAL**

For all those who prize an attractive bath with basic oval shape and comfortable arm supports, we are delighted to present eight whirl bath models here. We start with the VAIO DUO OVAL. With its dual backrests and the centrally-positioned overflow, it is ideal for pairs to enjoy both whirl-pool and bath. This bath is also available with freestanding panelling.



**VAIO/VAIO STAR**

The single-seater VAIO can also be equipped with grab handles, which will also offer additional safety.



**VAIO DUO**

The VAIO DUO offers a range of installation options as a classic rectangular bath.



**VAIO SET/VAIO SET STAR**

Whirlpool, bathing or showering? With the elegant VAIO SET/VAIO SET STAR combo-bath, both versatility and comfort are writ large.



**VAIO 6/VAIO 6 STAR**

The VAIO 6/VAIO 6 STAR offers a range of installation options with a hexagonal version available.



**VAIO DUO 6**

Plenty of room inside, hexagonally cornered on the outside. The VAIO DUO 6 offers a range of installation options.



**VAIO DUO 8**

The VAIO DUO 8 can be integrated into almost any space thanks to its octagonal design.



**VAIO DUO 3**

As a corner bathtub, the VAIO DUO 3 offers sufficient space for two. Optically gleaming with a harmonic, curved panelling, which is optionally available.

BATHS	MODEL NO.	LENGTH cm	WIDTH cm	DEPTH cm	SIDE SECTION LENGTH cm	VIVO TURBO	VIVO TURBO PLUS	VIVO VITA	VIVO AQUA ECO	VIVO AQUA	VIVO VARIO ECO	VIVO VARIO PLUS	DESIGNER
VAIO DUO OVAL	951	180	80	43		-/6/-	-/6/-	10/-/- <sup>1</sup>					Phoenix
VAIO	960	170	80	43		-/6/-	-/6/-						Phoenix
VAIO STAR	961□	170	80	43		-/6/-	-/6/-						Phoenix
VAIO DUO	950	180	80	43		-/6/-	-/6/-	10/-/-					Phoenix
VAIO SET	956	160	70	43		-/6/-	-/6/-						Phoenix
	944	170	70	43		-/6/-	-/6/-						Phoenix
	954	170	75	43		-/6/-	-/6/-						Phoenix
	946	180	80	43		-/6/-	-/6/-						Phoenix
VAIO SET STAR	957□	160	70	43		-/6/-	-/6/-						Phoenix
	945□	170	70	43		-/6/-	-/6/-						Phoenix
	955□	170	75	43		-/6/-	-/6/-						Phoenix
	947□	180	80	43		-/6/-	-/6/-						Phoenix
VAIO 6	958	190	90	43	135.7	-/6/-	-/6/-	10/-/-					Phoenix
VAIO 6 STAR	959□	190	90	43	135.7	-/6/-	-/6/-	10/-/-					Phoenix
VAIO DUO 6	952	210	80	43	149.9	-/6/-	-/6/-	10/-/-					Phoenix
VAIO DUO 8	953	180	80	43	149.9	-/6/-	-/6/-	10/-/-					Phoenix
VAIO DUO 3	962	196.1	140.1	43	140	-/6/- <sup>1</sup>	-/6/- <sup>1</sup>	10/-/- <sup>1</sup>	-/6/- <sup>1</sup>	-/6/- <sup>1</sup>	10/6/-	10/6/4	Phoenix

□ = mounting handles as standard (for an additional charge)  
<sup>1</sup> = also available with panelling

Whirl table explanation:  
 The figures in the above-listed tables represent the number of base nozzles/side nozzles/microjet nozzles for each whirl system.