

hansgrohe

Meet the beauty of water

The showering and tap collection 2019





hansgrohe: modern design and refreshingly high-quality products

Showering perfection since 1901

With constant emphasis on the highest standards, our visionary concepts help make life in the bathroom easier, better and more beautiful. Our determination to enhance the beauty of water and every aspect of your experience knows no bounds. Innovation combined with brilliantly simple, ultra-reliable technology ensures we create timeless and sophisticated products. All over the world, hansgrohe is synonymous with high-quality products of exceptional design, ease of use and intelligent functions.

Engineered in Germany

Since 1901, 'Engineered in Germany' has been a recipe for success for Hansgrohe as a tap and shower manufacturer. Over 118 years since the company's foundation, this level of German expertise is a guarantee of excellence. Every Hansgrohe manufacturing facility works to the highest standards through continuous quality management to ensure top performing products and service.

Our name is your guarantee

Always creating the highest quality products defines our approach to modern design, manufacturing and performance. 'Made by Hansgrohe' is your assurance of quality, backed by a five-year guarantee for repair, replacement or refund if ever any of our products fail to fulfil those high expectations that attracted you to the Hansgrohe name.

5
Year
GUARANTEE

All products carry a minimum 5 year manufacturing guarantee.

15
Year
PARTS
AVAILABILITY
GUARANTEE

Spare parts held for 15 years after product discontinuation.

Product shown: Raindance Select S (240) 1jet PowderRain Showerpipe (88101113)



Discovering hansgrohe

Designed for life, realised by hansgrohe	6
We don't just keep up with technology - we pioneer it	8
Experience the world of comfort	11

Discover your perfect shower

Experience showering like never before	12
NEW products	14
Create a shower as individual as you are	22
Showering product overview	24

hansgrohe selections

Concealed valve with overhead shower and slide rail kit	30
Concealed valve with overhead shower and hand shower holder	34
Concealed valve with slide rail kit	38
Concealed valve with overhead shower	42
Concealed valve with slide rail kit and Exafill overflow bath filler	46
Exposed valve with slide rail kit	50
Exposed bath/shower valve with slide rail kit	54
Showerpipes: all-in-one shower system	58

The finishing touches

Taps	62
Accessories	65

Installing hansgrohe

Peace of mind from installation to enjoyment	66
--	----



Designed for life, realised by Hansgrohe

At Hansgrohe our philosophy of design is integral to everything you see and defines the standard to which others can only aspire.

Clever minds and new designs

Bathrooms are living spaces where we can feel comfortable and cultivate our own individual style. Hansgrohe products are meticulously designed and manufactured to make them more attractive, more comfortable and more exhilarating. Working closely with a number of the world's most influential designers, Hansgrohe leads the bathroom industry in both aesthetics and performance.

Defining excellence

By collaborating with internationally recognised creative minds, we empower, endow, direct and define global design. Our mixers, showers and shower systems have won more than 500 internationally renowned awards including in competitions organised by the universally respected International Forum Design (iF). Determined by independent judging panels, iF competitions are among the most prestigious and largest in the design world.



We don't just keep up with technology - we pioneer it

Our innovative technologies are all about performance. To enhance the beauty of water and every aspect of your enjoyment.

From the big picture to the smallest detail, we welcome every opportunity to enhance your showering experience by integrating technical innovation wherever and whenever it will function best. The icons are here to introduce you to the latest Hansgrohe advances. They are your guide to discovering just how much Hansgrohe can enhance your comfort and enjoyment in the bathroom.



The hidden magic behind Hansgrohe concealed showers

With the iBox universal, the mixer technology is concealed in the shower wall. You might never see the brilliantly simple, ultra-reliable device that is literally behind your shower's superb performance. Creating more space, more freedom of movement and more planning options in your bathroom, the iBox makes it easy to upgrade or change the valve at any time.



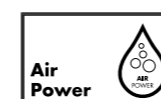
Comfort and convenience at your fingertips

One touch changes the waterflow. The shower or spray type can be switched on and off or changed with a click.



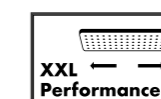
Limescale simply rubbed off in an instant

Remove limescale deposits simply by rubbing the flexible silicone nozzles.



More volume, more pleasure

Combines water with a generous amount of air. For a soft, splash-free water spray and rich, full shower drops.



Big performance, great experience

Evenly distributes the water over the large spray face to envelope the whole body.



Guaranteed comfort and convenience

Greater freedom of movement. The higher the mixer, the greater the space between spout and basin.



A showering sensation

With its gentle micro sprays, PowderRain provides a deeply relaxing experience.

EcoSmart. Less water, less energy, more enjoyment


EcoSmart technology reduces your water consumption by up to 60% without compromising your showering performance.

A selection of our mixers and showers are fitted with EcoSmart technology, another hidden technological innovation developed by Hansgrohe. Thanks to a sophisticated flow limiter, special jets and integrated aerator, EcoSmart ensures that you still enjoy a full, bubbling jet of water, even at a low flow rate and different water pressures.

Hidden savings

In overhead and handheld showers, EcoSmart lowers water consumption to 9 litres a minute with green products consuming only 6 litres a minute. This lessening of both hot water consumption and its energy needs means both lower bills and lower CO₂ emissions. Not only do you save precious water but also the energy needed to heat it. That's good news for the planet and good news for your wallet too.

Visit your local showroom, where you can experience EcoSmart for yourself and seek expert advice and help. Please visit www.hansgrohe.co.uk to find your nearest showroom.



Experience the world of comfort

In over 140 countries globally, Hansgrohe has defined comfort through design, reshaping the culture of the modern bathroom. Headquartered at Schiltach in the Black Forest, we are represented on every continent.

All over the world, developers and investors work hand in hand with architects and planners on sophisticated projects. They are constantly in need of intelligent and aesthetically appealing solutions to maximise the beauty of water. Hansgrohe taps and showers continue to define design and comfort in impressive hotels and public buildings, private residences, exclusive sports clubs, cruise ships and luxury yachts.



1. Hotel Excelsior (Dubrovnik)
Talis S single lever basin tap,
Talis S single bath tap floor-standing,
Crometta S 240 1jet overhead shower

2. NUO Hotel Beijing (Peking)
PuraVida single lever bath tap floor-standing,
Raindance S 300 Air 1jet overhead shower

3. Prive at Island Estates (Florida)
Croma 220 overhead shower,
Metris 100 single lever basin tap,
PuraVida hand shower
Raindance S 100 3jet

4. 19 Park Place (New York)
Croma 220 showerhead
Raindance S 100 3jet

Experience showering like never before


Invigorating. Indulgent. Relaxing. Energising. Everyone has their own idea of the most rewarding showering experience. Throughout this brochure the Spray Pattern icons shown will help navigate your choice of hansgrohe shower that delivers the patterns of your choice from a brisk burst of freshness to softly soothing massage.



PowderRain
A unique shower experience thanks to the soft caress of micro droplets.



Rain and Rain XL
Ideal for rinsing out shampoo quickly and thoroughly.



RainAir
Air-enriched drops from a large, wide jet to wash your cares away.



Intense Rain
Invigorate your muscles and set yourself up for the day with the powerful IntenseRain water spray.



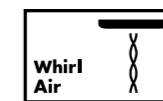
Turbo Rain
The all-purpose tool for quick results: the revitalising spray lives up to its name.



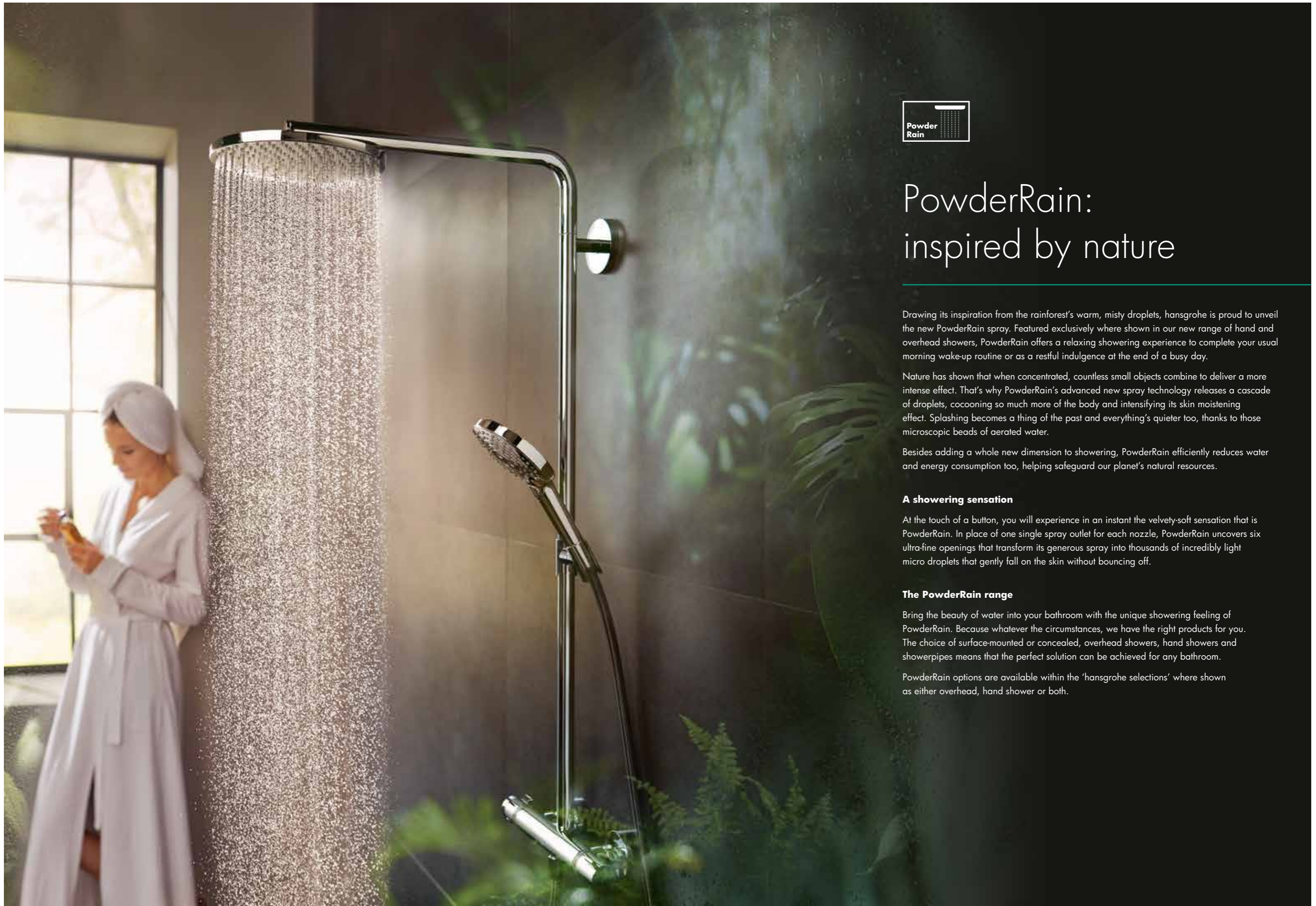
Soft Rain
The gentle SoftRain water spray gently wraps itself around the body. A treat for the skin – and for the soul.



Massage
A concentrated spray, creating a wellness treatment for the home bathroom.



Whirl Air
The concentrated WhirlAir spray simply massages away the exertions of the day.



PowderRain: inspired by nature

Drawing its inspiration from the rainforest's warm, misty droplets, hansgrohe is proud to unveil the new PowderRain spray. Featured exclusively where shown in our new range of hand and overhead showers, PowderRain offers a relaxing showering experience to complete your usual morning wake-up routine or as a restful indulgence at the end of a busy day.

Nature has shown that when concentrated, countless small objects combine to deliver a more intense effect. That's why PowderRain's advanced new spray technology releases a cascade of droplets, cocooning so much more of the body and intensifying its skin moistening effect. Splashing becomes a thing of the past and everything's quieter too, thanks to those microscopic beads of aerated water.

Besides adding a whole new dimension to showering, PowderRain efficiently reduces water and energy consumption too, helping safeguard our planet's natural resources.

A showering sensation

At the touch of a button, you will experience in an instant the velvety-soft sensation that is PowderRain. In place of one single spray outlet for each nozzle, PowderRain uncovers six ultra-fine openings that transform its generous spray into thousands of incredibly light micro droplets that gently fall on the skin without bouncing off.

The PowderRain range

Bring the beauty of water into your bathroom with the unique showering feeling of PowderRain. Because whatever the circumstances, we have the right products for you. The choice of surface-mounted or concealed, overhead showers, hand showers and showerpipes means that the perfect solution can be achieved for any bathroom.

PowderRain options are available within the 'hansgrohe selections' where shown as either overhead, hand shower or both.



Switch over to maximum comfort

The RainSelect thermostat brings unprecedented elegance to any bathroom. These innovative new control valves all have dedicated concealed basic parts, which makes installation simple, thus ensuring the end result looks as good as it works.

The RainSelect also has much to offer in the way of functionality enabling independent control for 2 to 5 outlets. Utilising the tried and tested hansgrohe Select technology, the slim paddle controls ensure ultimate ease of operation and is available in 3 finishes - chrome, black and white.

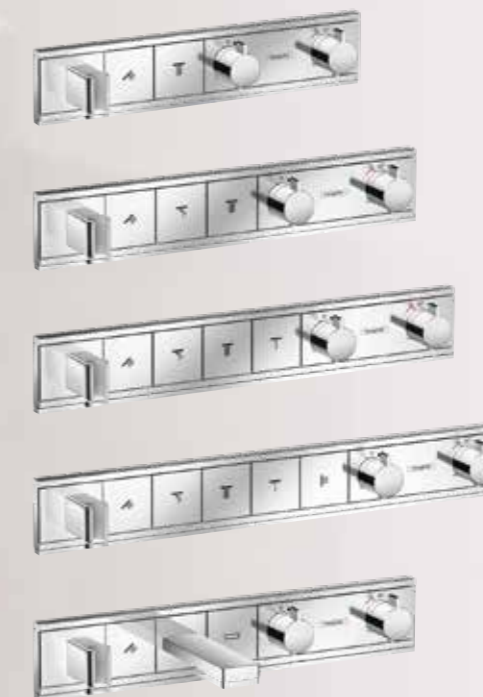
In addition to showering control, the RainSelect also has a bath fill option, making this the perfect choice for any application.

Convenience at the touch of a button

With Select technology showering can now be controlled with complete ease at the push of a button. Its generously-sized, intuitively-operated buttons blend harmoniously into a slender silhouette that creates a relaxing showering experience.

The reason why showering takes longer

The RainSelect control enables the user to control the volume of water as well as choosing the desired outlet. In addition, the RainSelect also allows for two or more outlets to be enjoyed simultaneously, meaning that overhead showers, body sprays and hand showers can be experienced in combination, offering the ultimate in luxury showering.



To experience RainSelect and for further information on these products please visit your local stockist.



Stylish and exclusive glass finishes

The award-winning ShowerSelect is intuitive and easy-to-use with Select technology enabling you complete control at the touch of a button – even for those with restricted mobility. The timeless rectangular design blends perfectly with a tiled bathroom and is suited for many modern bathrooms.

Available in two stunning glass finishes

Available in either eye-catching black or white glass options. These modern and elegant concealed valves are a visual highlight in the bathroom that combines perfectly with chrome products. Many hansgrohe showers are available in matching black or white glass finishes.



ShowerSelect Glass
Shown in black/chrome finish



ShowerSelect Glass
Shown in white/chrome finish

Explore the beauty of water with an overhead shower

Whether you're working with a compact and contemporary space or a large and luxurious one, you'll find a hansgrohe ceiling mounted overhead shower option to fulfil your needs. Modern or classic; square, round or soft cube; every model acts as a stylish focal point in any bathroom. Offering the latest in innovation to help you enjoy your showering experience.



Product shown above is the Raindance Select E (300) 2jet overhead shower does not feature on any of the 'hansgrohe selections' within this brochure.


Attractive finishing options, engineered to last

The quality engineering and attention to detail of every hansgrohe product ensures peace of mind from installation to enjoyment. A passion for water and love of innovation means you can trust hansgrohe showering solutions to provide long-term performance and durability. Proven over generations, you will have a truly exceptional experience every time you shower.



Exafill bath filling without taps

For the bath inflow, waste and overflow, there is the modern hansgrohe alternative to the traditional set-up. The Exafill S unique RainFlow spray fills any bath smoothly and speedily and is never slowed by limescale deposits, thanks to its ingeniously built-in QuickClean technology.



Chrome finish

Our sophisticated, hansgrohe style is always in fashion, and engineered to stand the test of time.

Chrome and white finish

Our contemporary style that's perfect for hard water areas and made to last.

(Option available at no extra cost)

Create a shower as individual as you are

Here's how to choose the right hansgrohe products for the kind of space you want to create. After all, your shower should be as individual as you are. Simply select and identify the shower configuration you need to achieve the style and set-up you prefer together with the quality performance and control you demand.

Thermostatic, for precision control for outstanding comfort and safety

Inside every valve is a hansgrohe thermostat, meaning you can preset your desired water temperature and it will maintain throughout your shower.

Concealed valve

Space-saving or sleekly minimalistic, a concealed valve hidden behind your tiling or wet wall fulfils the desire for a streamlined appearance by masking unattractive pipe work or fittings.

Available in three beautiful shapes




Square (with Select)



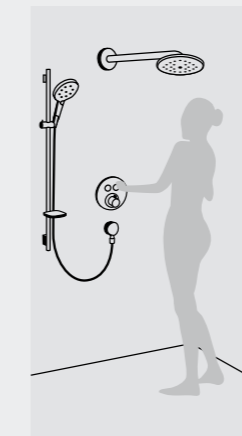
Soft Cube



Round



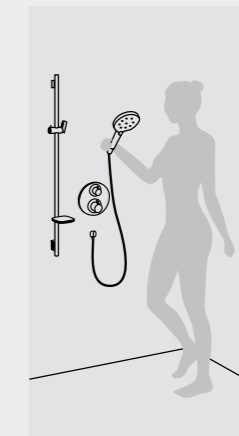
Overhead shower
See page 42



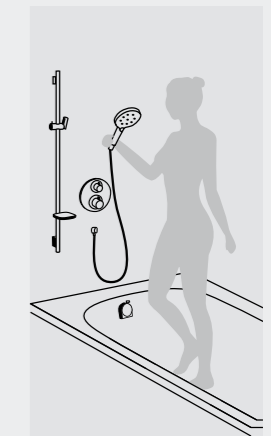
Overhead shower with hand shower on slide rail
See page 30



Overhead shower with hand shower holder
See page 34



Hand shower on slide rail
See page 38



Bath fill with Exafill and hand shower on slide rail
See page 46

Exposed valve

Where solid brick walls don't allow a concealed valve or there is a desire to focus more on practicality and function, an exposed valve is often the preferred choice for traditional or classically styled bathrooms.



Bath/shower valve



Shower valve



Hand shower on slide rail
See page 50



Showerpipe
See page 58



Bath/shower valve with hand shower on slide rail
See page 54



Exposed showers

hansgrohe offers a wide selection of exposed shower valves. These not only add glamour to your bathroom but improve your shower experience too. Their intuitive controls let you easily regulate the water volume, pressure and temperature. Be your own judge of the first-class, elegant design, amazing functionality and reliable hansgrohe quality.



ShowerTablet
Select 300 shower mixer
13171400



ShowerTablet
Select 300 bath and shower mixer
13151400



ShowerTablet
Select 700 shower mixer
13184000



Ecostat
Comfort Care bath and shower mixer
13115000



Ecostat
Select shower mixer
13161000



ShowerTablet
350 shower mixer
13102000



Ecostat
1001 CL shower mixer
13211000



Ecostat
Universal shower mixer
13122000




Ecostat
Comfort shower mixer
13116000



Concealed showers

hansgrohe's diverse range of concealed shower valves gives you enormous scope when designing your bathroom. You'll be surprised at how many functions and designs there are that not only look great but also create more space and can be combined with any hansgrohe shower head.



ShowerSelect Glass
Shower mixer for 2 outlets
15738600



RainSelect
Shower mixer for 2 outlets
15355000



RainSelect
Shower mixer for 5 outlets
15358000



ShowerSelect 5
Shower mixer for 1 outlet
15744000



ShowerSelect Glass
Valve for 3 outlets
15736400



ShowerSelect
Shower mixer for 2 outlets
15763000



Ecostat Square
Shower mixer for 1 outlet
15712000

Ecostat S
Shower mixer for 2 outlets
15758000


Ecostat E
Shower mixer for 2 outlets
15708000

Overhead showers

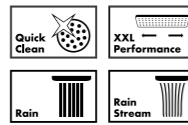
The hansgrohe range of overhead showers gives you the choice of square, soft cube or round heads, strikingly angular designs or softly rounded corners. They are available in chrome or an attractive combination of white and chrome.



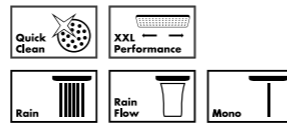
Raindance Select E
300 3jet overhead shower
26468000




Raindance Select
460 2jet overhead shower
24005400




Raindance Select
580 3jet overhead shower
24001600




Raindance Select S
240 2jet overhead shower
26466400



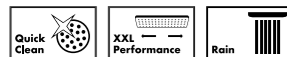
Raindance S
240 1jet overhead shower
27474000




Raindance E
300 1jet overhead shower
26238000




Crometta E
240 1jet overhead shower
26726000



Crometta Select E
180 2jet overhead shower
26524000



Raindance E
240 1jet overhead shower
27370000




Hand showers


Available in a square, soft cube or round design, our stunning hand showers not only feel good but look good too. As hansgrohe hand showers fit all shower hoses, upgrading your showering experience couldn't be easier.



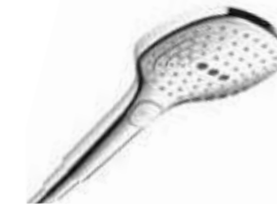

Raindance Select E
150 3jet hand shower
26550400



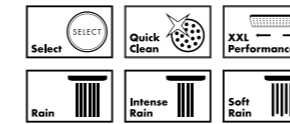
Raindance Select S
150 3jet hand shower
28587000




PuraVida
150 3jet hand shower
28557400




Croma Select S
110 3jet hand shower
26800400



Raindance Select E
120 3jet hand shower
26520000



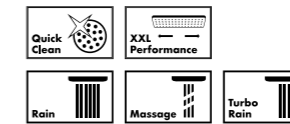
Raindance Select S
120 3jet hand shower
26530400



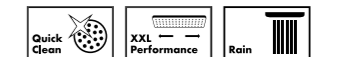
Crometta
100 1jet hand shower
26825400



Crometta
100 3jet multi hand shower
26823400



Croma Select S
110 1jet hand shower
26804400





Shower sets

hansgrohe shower sets consist of a hand shower, shower rail and shower hose. They're convenient, unique and reliable combinations for your shower or bath. Ideal for any style of bathroom, they can be easily installed onto existing fittings or plumbing. And, as we offer different sets for virtually all our hand showers, you really are spoilt for choice.

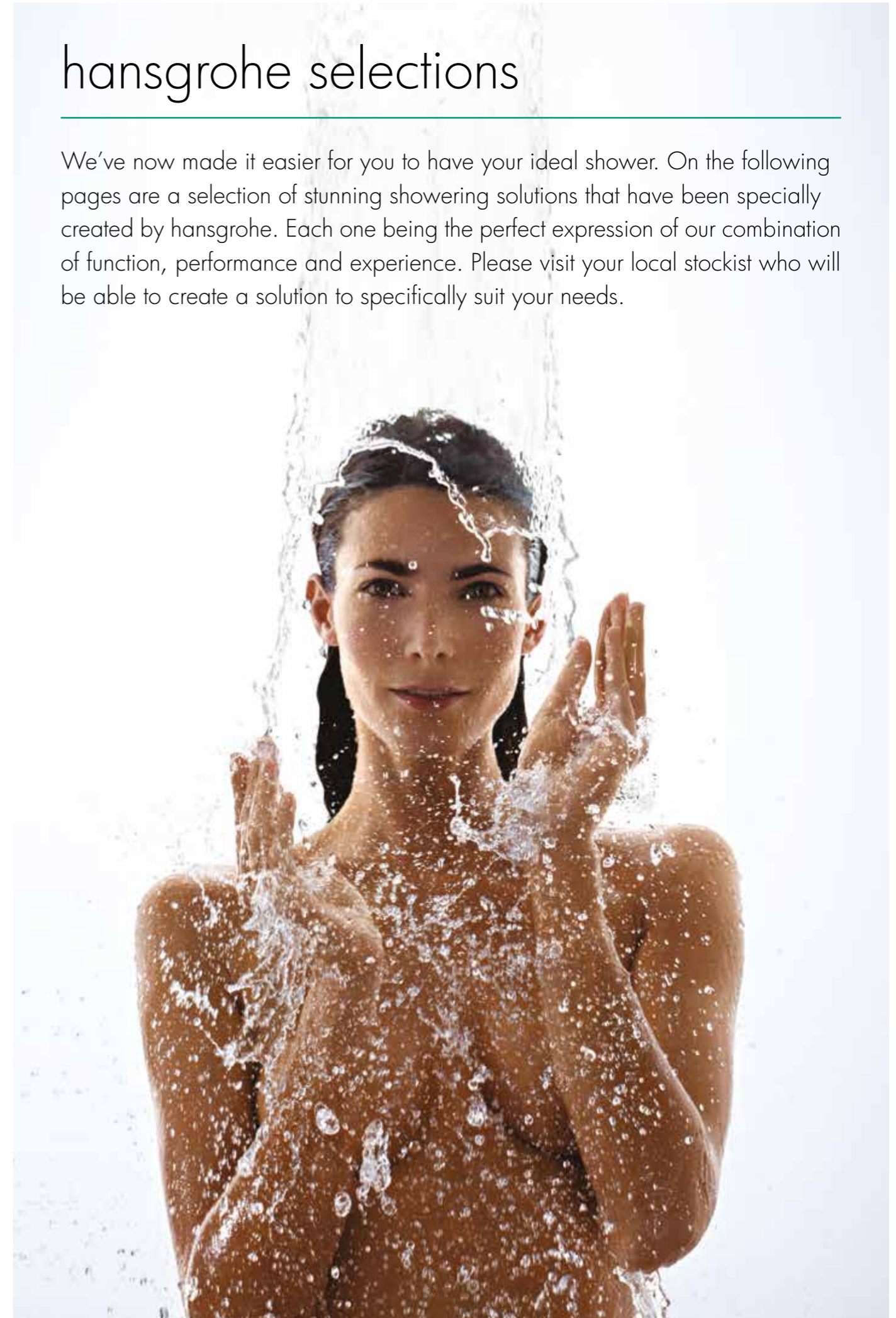
<p>Rairdance Select E 120 3jet shower set with 90cm shower rail 26621400</p>	<p>Rairdance Select S 120 3jet shower set with 110cm right shower rail 26326000</p>	<p>Rairdance Select S 120 3jet shower set with 150cm shower rail 27646000</p>																								
<table border="0"> <tr> <td></td> <td></td> <td></td> <td></td> </tr> <tr> <td></td> <td></td> <td></td> <td></td> </tr> </table>									<table border="0"> <tr> <td></td> <td></td> <td></td> <td></td> </tr> <tr> <td></td> <td></td> <td></td> <td></td> </tr> </table>									<table border="0"> <tr> <td></td> <td></td> <td></td> <td></td> </tr> <tr> <td></td> <td></td> <td></td> <td></td> </tr> </table>								

<p>Crometta 100 1jet shower set with 65cm shower rail 26533400</p>	<p>Croma Select E 110 1jet shower system with 90cm shower rail 26594400</p>	<p>Croma 100 shower set Vario with 90cm shower rail and soap dish 27771000</p>												
<table border="0"> <tr> <td></td> <td></td> </tr> <tr> <td></td> <td></td> </tr> </table>					<table border="0"> <tr> <td></td> <td></td> </tr> <tr> <td></td> <td></td> </tr> </table>					<table border="0"> <tr> <td></td> <td></td> </tr> <tr> <td></td> <td></td> </tr> </table>				

Please visit hansgrohe.co.uk for the complete shower set collection

hansgrohe selections

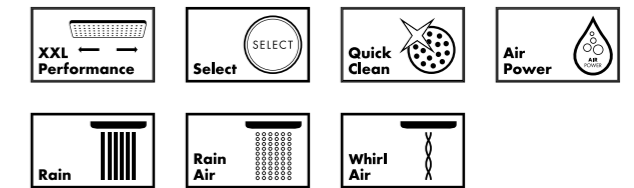
We've now made it easier for you to have your ideal shower. On the following pages are a selection of stunning showering solutions that have been specially created by hansgrohe. Each one being the perfect expression of our combination of function, performance and experience. Please visit your local stockist who will be able to create a solution to specifically suit your needs.





Concealed valve with overhead shower and slide rail kit

Modernise your bathroom with these versatile shower solutions. Enjoy a relaxing spa-like experience with air-enriched droplets falling from above. Select controls make it easy to switch between hand and overhead shower as well as change between the three spray patterns. Easily set your ideal temperature with the thermostatic control and safety stop.



Square Select valve with Raindance (300) overhead and Select rail kit

88101005

£1,711

Concealed valve with overhead shower and slide rail kit

Simply select a configuration and design solution that is perfect for you.

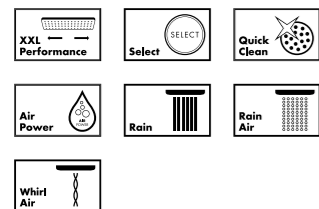
All collections include necessary concealed working parts.

Black glass Select valve with Raindance (300) overhead and Select rail kit.

88101063

£1,876

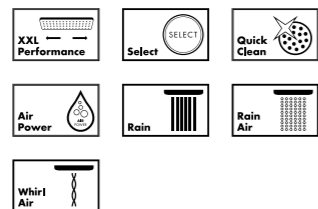
Valve available in either black or white glass



Square Select valve with Raindance (300) overhead and Select rail kit

88101005

£1,711



Round Select valve with Raindance (240) overhead and Select rail kit*

88101006

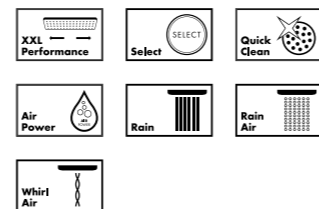
£1,611



Square valve with Raindance (300) overhead and Select rail kit

88101004


£1,551



Round valve with Raindance Select rail kit and Air (240) overhead*

88101003

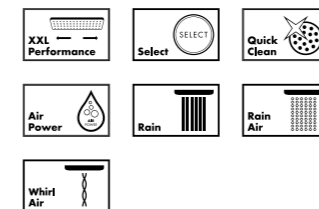
£1,426



Soft Cube valve with Raindance Select rail kit and Air (240) overhead

88101002

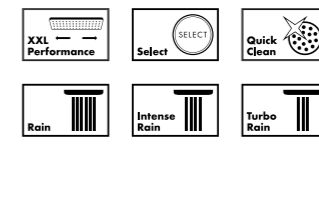
£1,391



Soft Cube valve with Cromas Select (180) overhead and rail kit

88101000

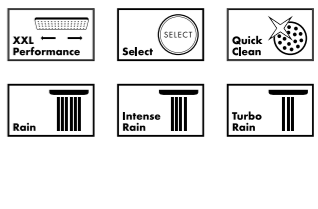
£1,174



Round valve with Cromas Select (180) overhead and rail kit

88101001

£1,174

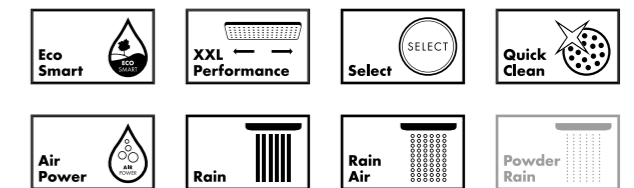


*PowderRain option is available as either overhead, hand shower or both



Concealed valve with overhead shower and hand shower holder

A modern bathroom for a lifetime of style and function with EcoSmart and AirPower technology to save water and money. Air-enriched droplets from a generous overhead shower offer a cascade of water. Silicone nozzles simply rub clean of limescale, Select controls ensure ease of use and the thermostat maintains safety and comfort.



Round Select valve with Raindance (240) overhead and Baton hand shower*

88101013

£1,565

Concealed valve with overhead shower and hand shower holder

Simply select a configuration and design solution that is perfect for you.

All collections include necessary concealed working parts.

Black glass Select valve with Raindance (300) overhead and Baton hand shower

88101080

£1,835

Valve available in either black or white glass

Square Select valve with Raindance (300) overhead and Baton hand shower

88101012

£1,670

Round Select valve with Raindance (240) overhead and Baton hand shower*

88101013

£1,565

Square valve with Raindance (300) overhead and Baton hand shower

88101011

£1,510

Round valve with Raindance (240) overhead and Baton hand shower*

88101010

£1,380

Soft Cube valve with Raindance (240) overhead and Baton hand shower

88101009

£1,350

Round valve with Croma Select (180) overhead and Baton hand shower



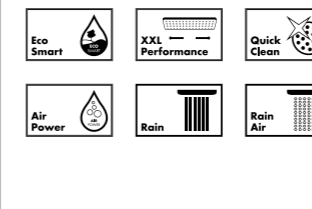


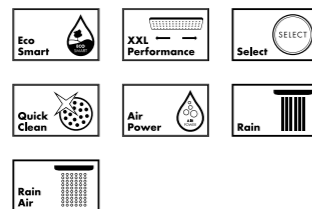
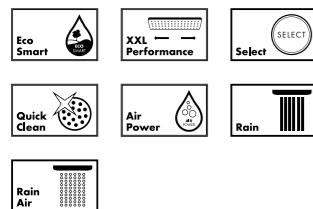
88101008

£1,215

Soft Cube valve with Croma Select (180) overhead and Baton hand shower

88101007

£1,215

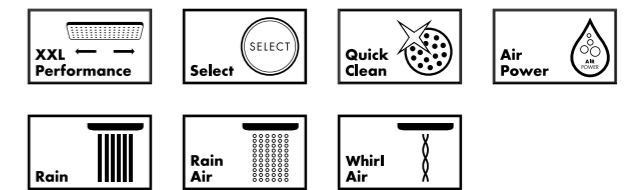


*PowderRain overhead shower option is available



Concealed valve with slide rail kit

From soft air-enriched droplets to a strong massage spray perfect for rinsing out shampoo, this is the shower solution to keep everyone happy. Effortlessly switch between the three spray patterns at the touch of a button even with soapy hands. A thermostatic control with safety stop makes it easy to set and maintain your ideal temperature.



**Square valve with
Raindance Select rail kit**
88101018

£841

Concealed valve with slide rail kit

Simply select a configuration and design solution that is perfect for you.

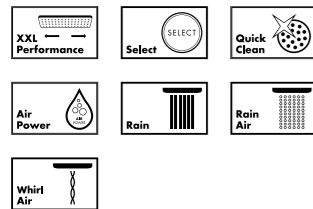
All collections include necessary concealed working parts.

Black glass Select valve with Raindance Select rail kit

88101089

£1,151

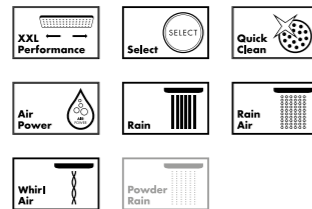
Valve available in either black or white glass



Round Select valve with Raindance Select rail kit*

88101020

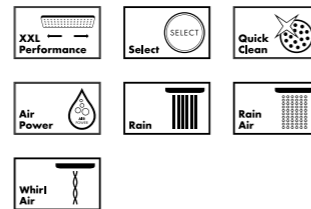
£996



Square Select valve with Raindance Select rail kit

88101019

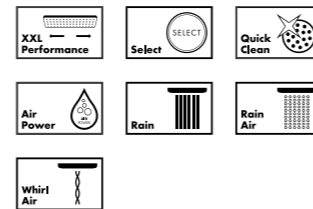
£991



Square valve with Raindance Select rail kit

88101018

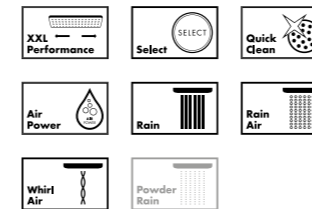
£841



Round valve with Raindance Select rail kit*

88101017

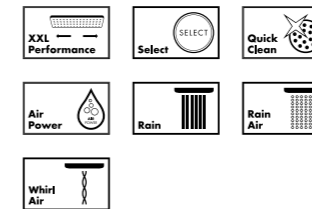
£831



Soft Cube valve with Raindance Select rail kit

88101016

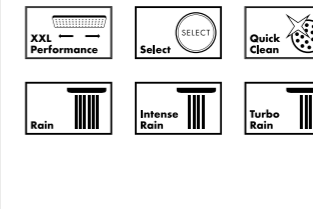
£826



Round valve with Cromia Select rail kit

88101015

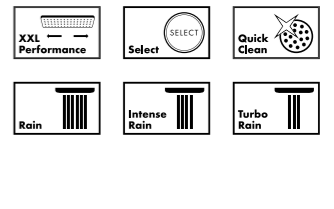
£744



Soft Cube valve with Cromia Select rail kit

88101014

£744

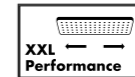


*PowderRain hand shower option is available



Concealed valve with overhead shower

Whether you prefer classic or modern, the circular design of this shower pack will ensure you get the shower you deserve. The simple-to-use Select button allows effortless switching between spray patterns whilst silicone nozzles easily rub clean of limescale. Set your ideal temperature and maintain it with the thermostatic control and safety stop.



**Round valve with
Croma Select (180) overhead**
88101022

£947

Concealed valve with overhead shower

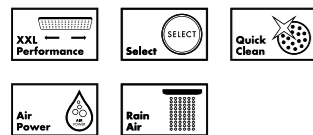
Simply select a configuration and design solution that is perfect for you.

All collections include necessary concealed working parts.

Black glass Select valve with Raindance (300) overhead
88101102

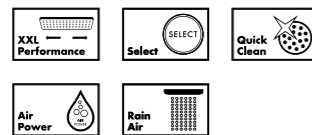
£1,542

Valve available in either black or white glass



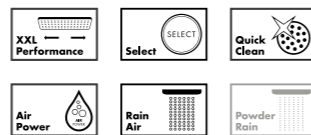
Square Select valve with Raindance (300) overhead
88101026

£1,382




Round Select valve with Raindance (240) overhead*
88101027

£1,277



Square valve with Raindance (300) overhead
88101025

£1,232




Round valve with Raindance (240) overhead*
88101024

£1,112



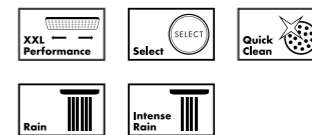
Soft Cube valve with Raindance (240) overhead
88101023

£1,082



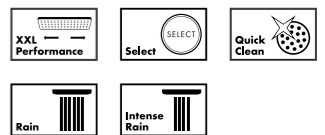
Soft Cube valve with Cromas Select (180) overhead
88101021

£947




Round valve with Cromas Select (180) overhead
88101022

£947

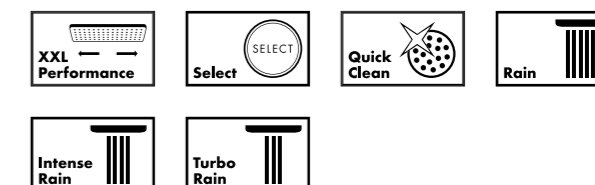


*PowderRain overhead shower option is available



Concealed valve with slide rail kit and Exafill overflow bath filler

Switch between bath or shower and adjust the temperature with a simple twist of the handle on one neat control unit. A welcoming bath is speedily but discreetly filled from the wide flood jet whilst the shower offers three different spray patterns that are sure to keep the whole family happy.



Soft Cube valve with Cromo Select rail kit and Exafill
88101028

£1,126

Concealed valve with slide rail kit and Exafill overflow bath filler

Simply select a configuration and design solution that is perfect for you.

All collections include necessary concealed working parts.

Black glass Select valve with Raindance Select rail kit and Exafill

88101108

£1,558

Valve available in either black or white glass

Round Select valve with Raindance Select rail kit and Exafill*

88101034

£1,398

Square Select valve with Raindance Select rail kit and Exafill

88101033

£1,393

Square valve with Raindance Select rail kit and Exafill

88101032

£1,233

Round valve with Raindance Select rail kit and Exafill*

88101031

£1,213

Soft Cube valve with Raindance Select rail kit and Exafill

88101030

£1,208

Round valve with Cromas Select rail kit and Exafill

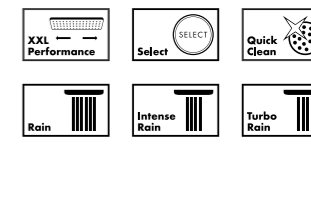
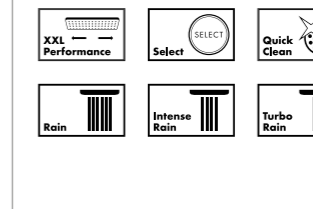
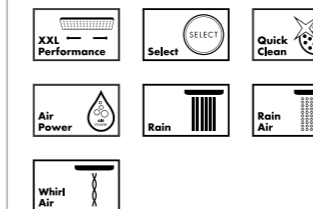
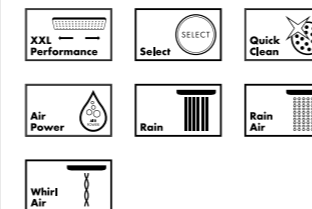
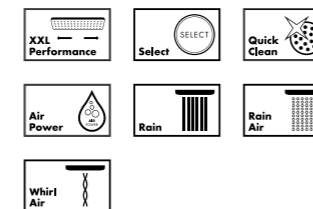
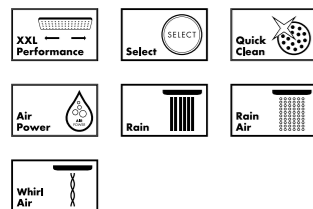
88101029

£1,126

Soft Cube valve with Cromas Select rail kit and Exafill

88101028

£1,126

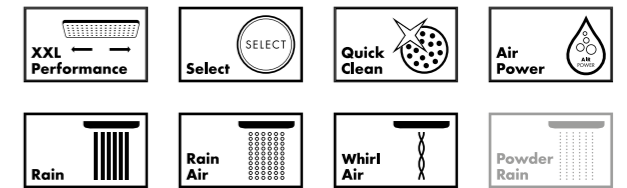


*PowderRain hand shower option is available



Exposed valve with slide rail kit

From soft air-enriched droplets to a strong massage spray perfect for rinsing out shampoo, this is the shower solution that keeps the whole family happy. Simply switch between three spray patterns at the touch of a button - even with soapy hands - set and maintain your ideal temperature with its thermostatic control with safety stop.



Round Raindance Select rail kit with Select valve*

88101040

£741

*PowderRain hand shower option is available

Exposed valve with slide rail kit

Simply select a configuration and design solution that is perfect for you.

All collections include necessary concealed working parts.

Round Raindance Select rail kit with Select valve*
88101040
£741

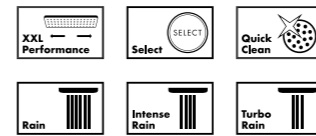
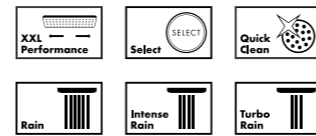
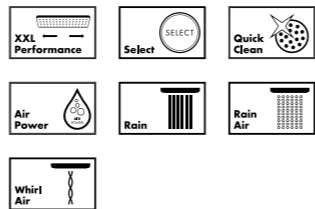
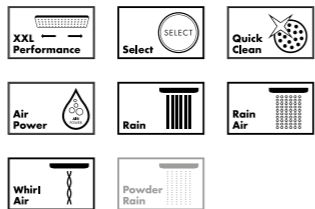
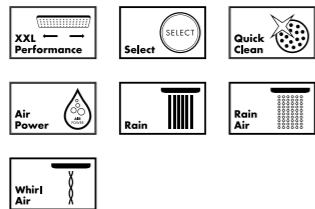

Soft Cube Raindance Select rail kit with Select valve
88101039
£695

Round Raindance Select rail kit with valve*
88101038
£463

Soft Cube Raindance Select rail kit with valve
88101037
£458

Soft Cube Cromas Select rail kit with valve
88101035
£340

Round Cromas Select rail kit with valve
88101036
£320

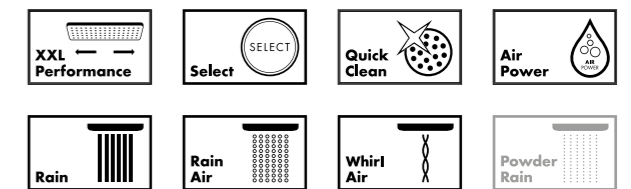


*PowderRain hand shower option is available



Exposed bath/shower valve with slide rail kit

Create the perfect all-in-one shower solution with this exposed bath filler with Select technology, partnered with this multi-function hand shower to switch between the three spray patterns. Go from shower to bath at the touch of a button with its large coded symbols, using the handy control dial to choose and set your ideal temperature for both the shower and the bath.



Round Raindance Select rail kit with Select bath/shower valve*

88101044

£932

Exposed bath/shower valve with slide rail kit

Simply select a configuration and design solution that is perfect for you.

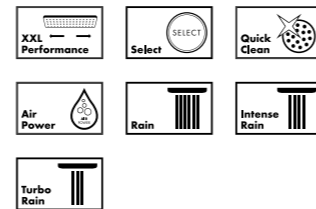
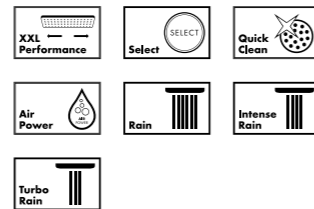
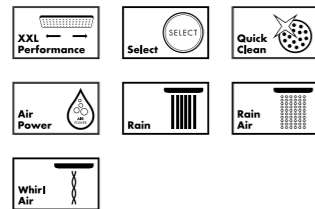

All collections include necessary concealed working parts.

Round Raindance
 Select rail kit with Select
 bath/shower valve*
 88101044
£932

Soft Cube Raindance
 Select rail kit with Select
 bath/shower valve
 88101043
£927

Soft Cube Cromia
 Select rail kit with
 bath/shower valve
 88101041
£485

Round Cromia
 Select rail kit with
 bath/shower valve
 88101042
£485



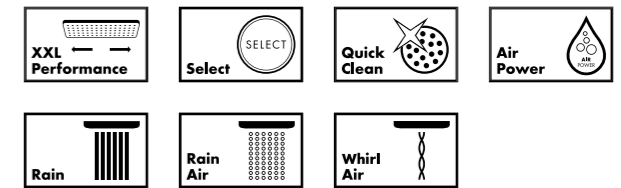
*PowderRain hand shower option is available





Showerpipes: all-in-one shower system

This Showerpipe offers a unique showering experience with a large spray plate and generous flow of water to help you really relax. Switch between overhead or multi-function hand shower with a push on the front-facing button with its large coded symbols. With three spray patterns available, it's your perfect all-in-one shower solution.



**Soft Cube Raindance
Select 360 showerpipe**
88101048

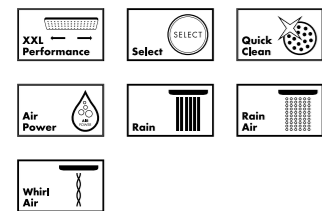
£1,810

Showerpipes: all-in-one shower system

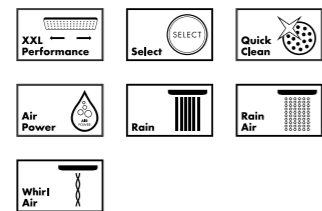
Simply select a configuration and design solution that is perfect for you.

All collections include necessary concealed working parts.

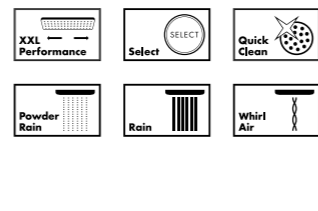
**Soft Cube Raindance
Select 360 showerpipe**
88101048
£1,810



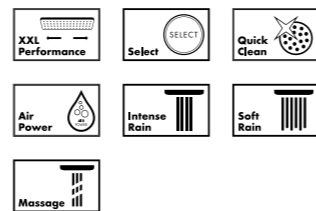
**Square Raindance 300
showerpipe**
88101049
£1,660



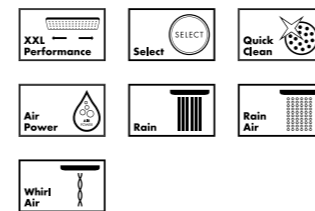
**Select PowderRain 240
showerpipe**
88101113
£1,090
NEW



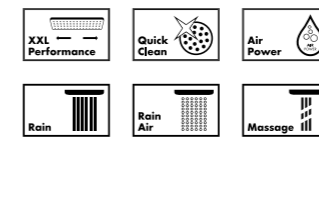
**Round Croma Select 280
showerpipe**
88101046
£850



**Round Raindance Select 240
showerpipe**
88101047
£820



**Round Croma 220
Showerpipe**
88101045
£685

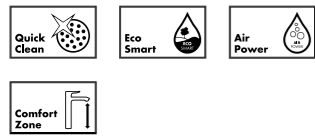


The finishing touches

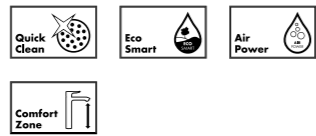
When it comes to bathroom taps from hansgrohe, there's an extensive choice. We're confident there is every opportunity to find your perfect style. Whether you love clean lines and understated design, seek something a little out of the ordinary or just timeless elegance, hansgrohe has the answer. Here are just a few examples to whet your design appetite. Please ask your bathroom showroom consultant for expert advice about choosing the right mixer for your needs, as some items require additional concealed parts.



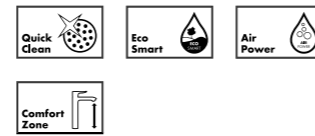
Metropol Classic 110 3-hole basin mixer with cross handles and pop-up waste
31306090
£770



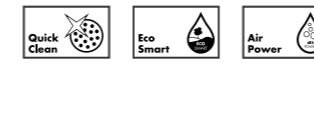
Metris Classic 100 3-hole basin mixer with pop-up waste
31073000
£770




Metropol Classic 110 3-hole basin mixer with lever handle and pop-up waste
31330090
£685



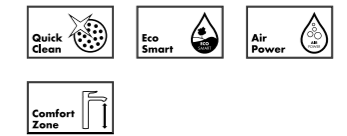
Metropol single lever floor standing basin mixer without waste set
32530000
£1,390




Metropol floor standing bath spout without waste set
32531000
£1,070




Metropol 160 3-hole basin mixer with lever handles and push-open waste
32515000
£465



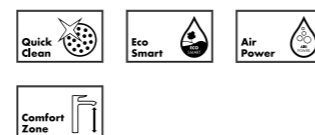
Metropol Classic 110 3-hole basin mixer with zero handles and pop-up waste
31304090
£645



Metropol Classic 110 single lever basin mixer without waste
31301000
£400



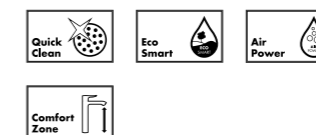
Metropol Classic 110 single lever basin mixer without waste
31301090
£500



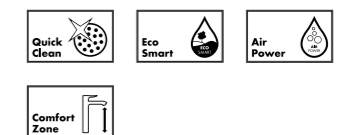
Metropol 110 Select basin mixer with push-open waste
32571000
£380



Metropol 110 single lever loop handle basin mixer with push-open waste
74507000
£365



Metropol 110 single lever basin mixer with push-open waste
32507000
£335



*Gold and chrome finish is an available option applicable to all on this page EXCEPT 31073000



Logis Accessories

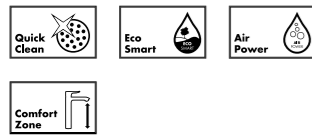
The finishing touches in any modern bathroom.

All accessories include the necessary fixings. All accessories can also be purchased individually.



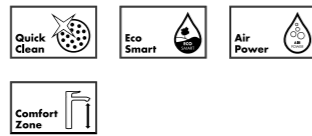
Metris Classic 100 single lever basin mixer with pop-up waste
31075000

£390




Metris 110 single lever basin mixer with pop-up waste
31080000

£275



Talis Select E 110 basin mixer without waste
71751000

£185



Logis Accessories bathroom pack
88100983

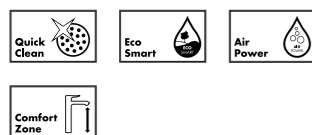
- Pack consists of:
- Toilet roll holder without cover
 - Toilet brush holder wall-mounted
 - Towel ring
 - Toothbrush tumbler
 - Liquid soap dispenser

£180



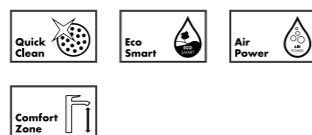
Logis 100 single lever basin mixer with push-open waste
71107000

£169



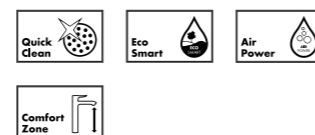
Talis E 110 single lever basin mixer with push-open waste
71711000

£148



Logis 70 single lever basin mixer with push-open waste
71077000

£105



Logis Accessories cloakroom pack
88100982

- Pack consists of:
- Toilet roll holder without cover
 - Toilet brush holder wall-mounted
 - Towel ring
 - Soap dish

£136

Peace of mind from installation to enjoyment

The quality engineering and attention to detail of every Hansgrohe product ensures absolute ease of installation.

A passion for water and love of innovation means you can trust hansgrohe showering solutions to provide long term performance and durability. Proven over generations, you will have a truly exceptional experience, every time you shower.

Selecting the right products

To discover which showering products will best deliver the exceptional showering experience you seek, it is important to identify correctly the system that is installed in your home. If you are unsure of the system or the water pressure it provides, please consult your professional installer.

Understanding your water system

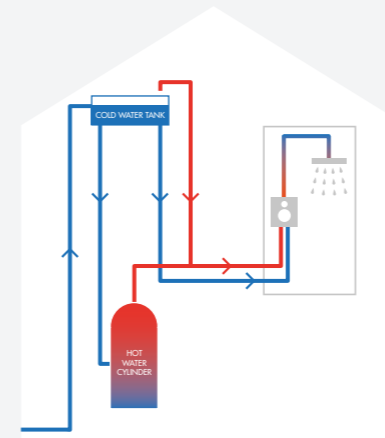
Identifying the water pressure provided by your plumbing system will allow you to choose a showering product designed to work most efficiently within its parameters. Water pressure is the term used to describe the strength of the water flow through a pipe and is measured in bars.

Installation

Understanding your system's ability to deliver water is essential in order to match your chosen showering solution's performance. A qualified installer will have the knowledge and experience to help you achieve your desired result with the reassurance of exceptional performance in the years ahead.

Service and maintenance

Every Hansgrohe product provides the added reassurance of a 5-year guarantee with the availability of spare parts also guaranteed for 15 years. All products professionally installed are designed to be serviced if necessary in situ.

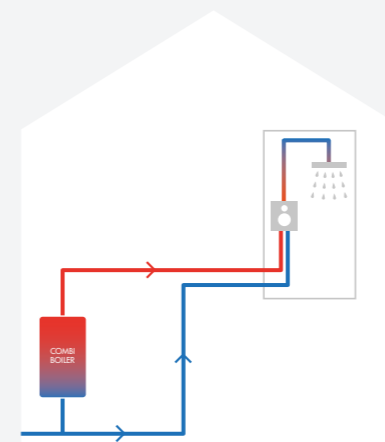


Gravity

Low Pressure - LP (0.2Bar)

- Cold water storage tank in the loft
- Hot water cylinder in property
- No shower pump installed

*All hansgrohe showers in this brochure require a pump if you have this system

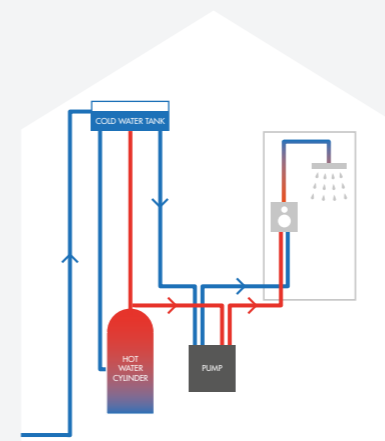


Combination Boiler

Medium Pressure - MP (1Bar - 1.5Bar)*

- Combination boiler fitted providing hot water on demand
- No storage tanks in property
- No shower pump installed

*Pressure is dependent upon the age and size of the combi boiler plus the mains water pressure. A modern 28KW combi boiler will typically provide between 1Bar - 1.5Bar pressure.



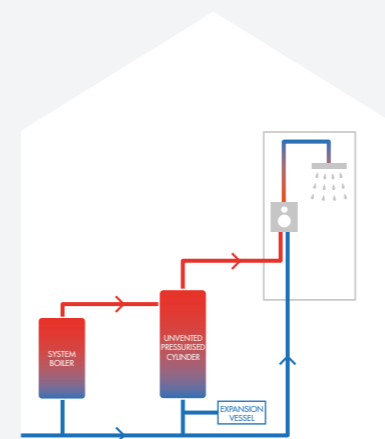
Pump Assisted

High Pressure - MP - HP (1.5 - 3Bar Plus)

- Booster pump installed

When the gravity of water exceeds 0.61pm, this is known as 'Positive Head' (ie. when a shower head is positioned below the cold water storage tank). In this situation a standard, or Positive Head, shower pump can be used. Please note, this is with the exception of our Select valves and mixers. These require a Universal pump to be installed.

A 'Negative Head' condition is when the gravity of water is less than 0.61pm (i.e. when a shower head is positioned above the cold water storage tank, e.g. in a loft conversion). In these conditions a universal head pump must be used. Please note, a Universal shower pump will work in both positive and universal head conditions. (i.e. where the shower head is either above or below the cold water storage tank). The correct pump will allow you to use any of the products featured this brochure.



Mains High Pressure

High Pressure - HP (1.5 - 3Bar)

- Unvented cylinder with an expansion cylinder
- No cold water storage tank in the loft
- Stored hot water
- Balanced Pressure
- Limited to Mains Pressure



Hansgrohe Customer Service

For technical enquiries, our experts will be happy to assist you with their extensive knowledge of the entire hansgrohe product range. Service and replacement parts are delivered in the fastest possible manner.

Service hours:

Monday - Friday: 9am - 5pm

Trade Helpline: 01372 472077

Enquiries: customerservices@hansgrohe.co.uk

Hansgrohe Limited - Units D1 and D2 - Sandown Industrial Park
Esher - Surrey - KT10 8BL - Telephone 01372 465655