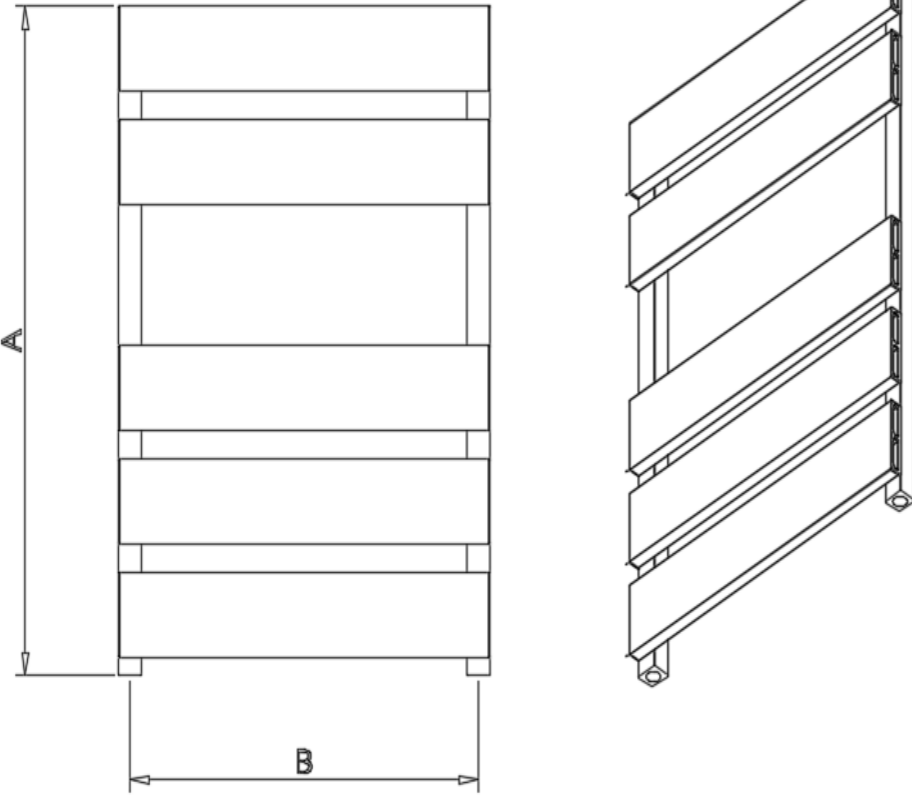












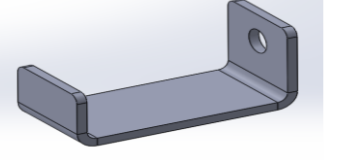




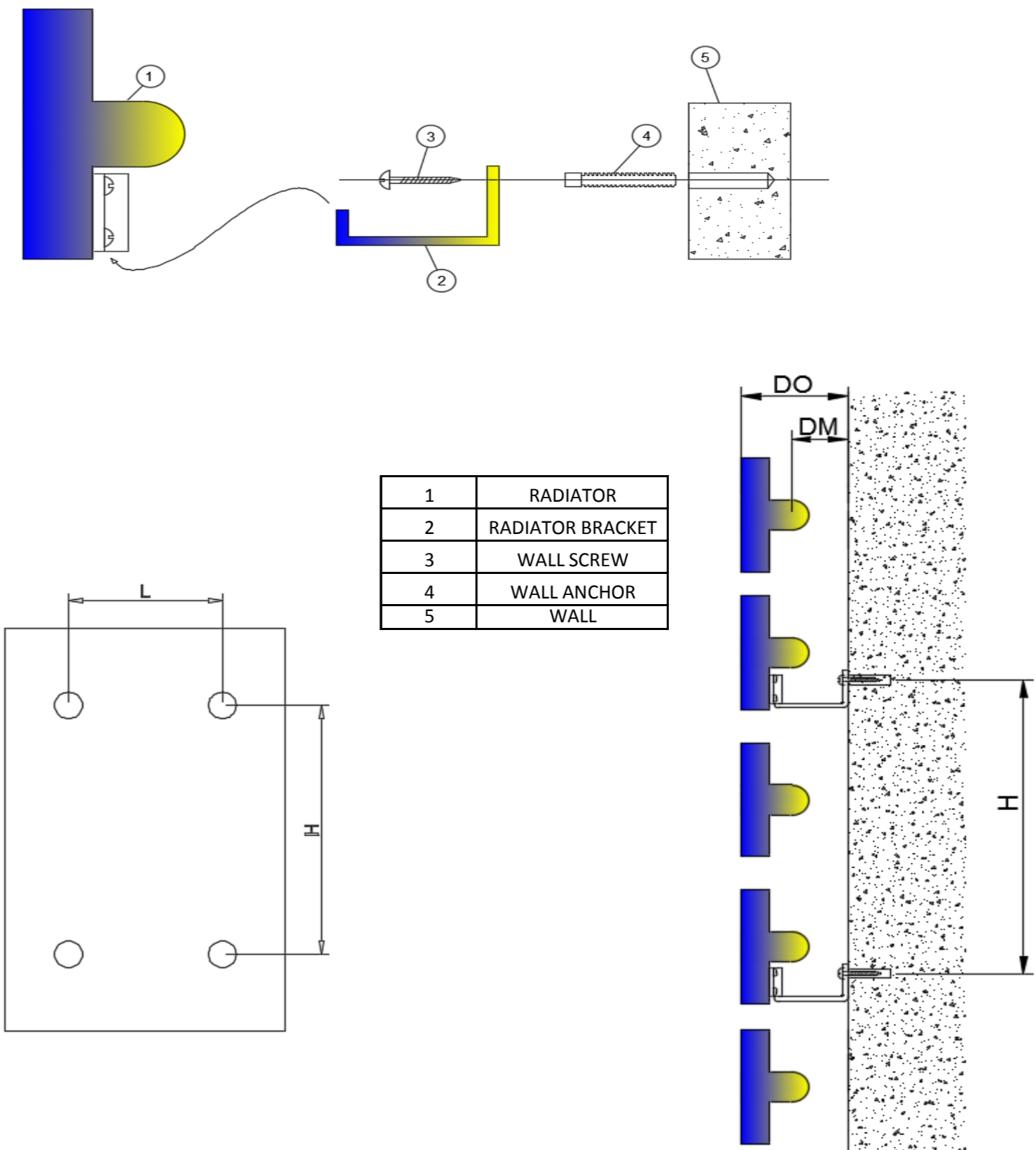


FERMO INSTALLATION GUIDE

This product must be fitted only by a fully qualified installer.

DESCRIPTION	DESCRIPTION	ILLUSTRATION
 <p>RADIATOR x 1</p>	Fixing choose the appropriate fixing for the wall material if required	
	PTFE tape	
	Electric drill	
	Masonry drill bit appropriate to the fixings	
	Adjustable spanner	
	Radiator valve hex key	
	Flat head and philips head screw drivers	
	1 lock shield valve and 1 gate or thermostatic valve	
	Spirit level	
	Measuring tape	
  <p>END PLUG x 1</p>	 <p>RADIATOR BRACKETS x 4</p>	
  <p>AIR VENT x 1</p>	  <p>WALL ANCHORS x 4 RAD. SCREWS x 4</p>	



1	RADIATOR
2	RADIATOR BRACKET
3	WALL SCREW
4	WALL ANCHOR
5	WALL

NAMES	A	B	TUBE (QTY)	DM	DO	H	L
FERMO	710	455	5	50	81	360	355
FERMO	1190	455	8	50	81	840	355
FERMO	1550	455	11	50	81	1200	355

GENERAL RECOMMENDATION

- Before fitting the radiator it is necessary to wash out the heating system to remove any existing mud, scale, work residues, traces of flux, oil, etc.
- When the system water pH is outside the 5,5-8,5 range and/or when the dissolved is above 0,1mg/liter, it is always needed to protect the heating system components (the radiator is one of these) with a proper chemical treatment compatible with all parts in contact with water (silicon rubber too).
- In order to fit the radiator to the wall, it is necessary to choose the proper fixings for the wall material.
- If the system water exceeds 50°C, please install a warning mark near the radiator to avoid any accidental scalding.
- Clean the radiator surface only with a soft cloth to avoid scratching the finish and do not use chemical agents during cleaning operations. It is prohibited to climb on the radiator.
- Maximum working temperature 95°C, maximum working pressure 4 bar.