
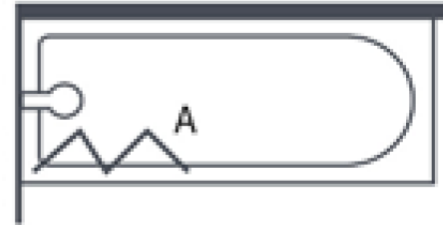


A
B
C
D
E
F

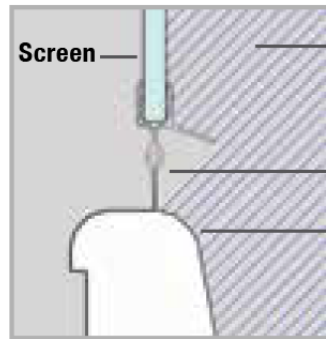


Screen is reversible



A = Moving Panels
(Panel width 200mm)

☐○ Recommended shower head position



Screen — Water
Bath Seal
Inside bath edge

Luxury Bathroom Solutions



Merlyn Industries Ltd.

NAME	SIGNATURE	DATE	UNLESS OTHERWISE SPECIFIED: DIMENSIONS ARE IN MILLIMETERS SURFACE FINISH: TOLERANCES: LINEAR: ANGULAR:
DRAWN	MR.HADSHENGBIN		
CHK'D			
APP'V'D			
MFG			FINISH:
QA			MATERIAL:
SUPPLIER CODE		MER 05	BEVEL AND BREAK SHARP WEIGHT:
DO NOT SCALE DRAWING			REVISION 01

IF IN DOUBT ASK!	CUT SIZE :-	
	FINISH SIZE:-	
TITLE: MB4 Four Fold Bathscreen		
DWG NO.		A4