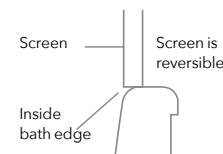
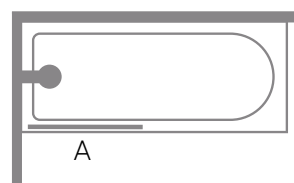




FRAMED BATH SCREEN

MERLYN | BLACK



FEATURES & BENEFITS

- Reversible
- Anodised aluminium matte black finish - more durable than standard powder coating



Configuration

- A: Fixed Panel = 800mm
- ○ Recommended shower head position

Product Information

Size	Panel	Order Code	Adjustments
800 x 1500	1	BLKFMB0	875-890